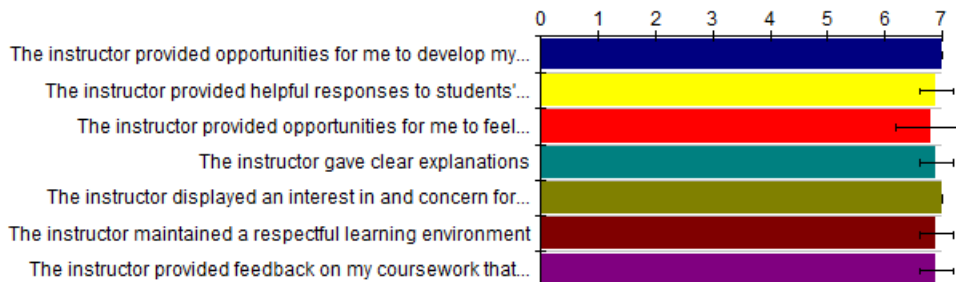


Course:	IP631 A - Econ Policy & Human Security	Department:	IP
Responsible Faculty:	Amjad Rabi	Responses / Expected:	10 / 20 (50%)
Faculty:	Rabi, Amjad		

Category/Section: B. Questions about the Instructor/Instructor



[G] 1=Strongly Disagree [F] 2=2 [E] 3=3 [D] 4=4 [C] 5=5 [B] 6=6 [A] 7=Strongly Agree=7

KEY	Questions	Statistics				Frequency						Response			
		Mean	Med.	Mode	Std Dev	G	F	E	D	C	B	A	Rec.	N/A*	Exp.
	The instructor provided opportunities for me to develop my interest in this subject area	7	7	7	0	-	-	-	-	-	-	10	10	0	20
	The instructor provided helpful responses to students' questions and requests for guidance	6.9	7	7	.30	-	-	-	-	-	1	9	10	0	20
	The instructor provided opportunities for me to feel engaged in the learning process	6.8	7	7	.60	-	-	-	-	1	-	9	10	0	20
	The instructor gave clear explanations	6.9	7	7	.30	-	-	-	-	-	1	9	10	0	20
	The instructor displayed an interest in and concern for student learning in this course	7	7	7	0	-	-	-	-	-	-	10	10	0	20
	The instructor maintained a respectful learning environment	6.9	7	7	.30	-	-	-	-	-	1	9	10	0	20
	The instructor provided feedback on my coursework that helped me improve my understanding	6.9	7	7	.30	-	-	-	-	-	1	9	10	0	20

*NA responses indicate that the participant felt they did not have the information or experience required to respond to a question.

Faculty:	Amjad Rabi
Question:	Comments about the instructor and/or course (Responses will only be seen by the instructor)
Response Rate:	90.00% (9 of 10)
1	You were so kind and accommodating! This was one of my favourite courses and that's saying something because economics is not my strong suit! I also loved how practical the assignments were, they were meant to get us ready for the workforce and I appreciate that!
2	This course has really accorded me practical knowledge, skill, and experience in tackling basic human security issues and its translation into Technical Memorandums assignment tasks. The deep knowledge you have given to us especially, your insistence on universal policies as opposed to targeting, the idea of demographic window of opportunity, proper citing of work, and the importance of statistics or numbers and how they compare with similar comparators as well as the caution in relying on government sources for information are some of the few things that will continue to resonate with me forever. I also liked the many different sources from different countries you always draw n on to help us understand how countries' statuses internationally do not reflect social protection interventions or policies. The daft manner you came out with your class presentation plan is also something I really enjoyed doing it and I was happy about, that is, 'In The News' and the presentation of one of the Technical Memorandums Your deep and broad knowledge of almost every country's socio-economic issues and how can easily flat any wrong data at a glance is an implication of the quality of teaching and learning experience you have given to us in this Economic Policy and Human Security Course. So overall, I would say I have really benefited and enjoyed your course and thank you very much for that.
3	The professor's background in this area made the course so interesting. He regularly drew on real cases and was able to root all the economic principles in reality which was so interesting. The assignments were also really practical and a good exercise for a real-world deliverable, a nice change from a regular research paper! I would have appreciated if there had been some readings or a textbook to refer to for theories and case studies.
4	I think the course is very clear and easy to follow. I don't any issue understanding what is being presented. My only suggestion is to put a bit more supplementary sources for students to learn a bit more about the subject matters.
5	I learned a lot in this class. Dr. Rabi cared about our learning and made the lectures and assignment relevant to the real world which made it much more engaging than standard theory. Thank you for your guidance this semester!
6	Dr. Rabi was one of my favourite profs this term or maybe ever - he made his lessons engaging and easy to follow even if the content was hard. I really liked how he designed the course with the TMs and I think they have helped to prepare me for future job positions.

7	Dr. Anjad was excellent through out giving us real-life example of class contents using his vast knowledge and work experience. He was very understanding, articulate, and showed a lot of empathy during the class period.
8	Anjad is an absolutely phenomenal professor. His expertise have led to an engaging course that challenged my perspectives and my skills. Out of all the courses I've had thus far, Anjad's course was the most challenging and most beneficial. While the assignments were challenging - they came with a lot of support from Anjad and were vital in me learning new skills and understanding how to read financial reports. I specifically appreciated having a project that allowed me and my classmates to explore countries and parts of the world that we were not previously as familiar with. Thank you Anjad for a great course!
9	Anjad is a fantastic teacher, one of the best Laurier has

Course:	IP631 A - Econ Policy & Human Security	Department:	IP
Responsible Faculty:	Amjad Rabi	Responses / Expected:	10 / 20 (50%)
Focus:	Overall Results		

A. Demographics Section		IP631 - A		
		Responses		Course
		E	R	N
Q1	Is this course an elective or required course for your program?	2	8	10

Responses: [E] Elective [R] Required

A. Demographics Section		IP631 - A		
		Responses		Course
		F	P	N
Q2	Are you a full-time or part-time student?	10	0	10

Responses: [F] Full-time [P] Part-time

A. Demographics Section		IP631 - A		
		Responses		Course
		IC	OOC	N
Q3	Where did you complete the evaluation?	0	10	10

Responses: [IC] In class [OOC] Outside of class

A. Demographics Section		IP631 - A						
		Responses						Course
		AN	LTH	AHT	MTH	AA	A	N
Q4	In terms of my class attendance, I attended class:	0	0	0	0	1	9	10

Responses: [AN] almost never [LTH] less than half the time [AHT] about half the time [MTH] more than half the time [AA] almost always [A] always

A. Demographics Section		IP631 - A					
		Responses					Course
		0-9	1	2	3	>40	N
Q5	How many one-term courses had you completed prior to this term?	6	0	0	1	3	10

Responses: [0-9] 0-9 [1] 10-19 [2] 20-29 [3] 30-39 [>40] >40

A. Demographics Section		IP631 - A			
		Responses			Course
		L	S	H	N
Q6	Compared to other courses at this level in this discipline, the workload for this course was:	0	10	0	10

Responses: [L] lighter [S] similar [H] heavier

C. Questions about the course		IP631 - A										
		Responses							Course			
		1D	2	3	4	5	6	7A	N	Med.	Mode	Std Dev
Q7	The course deepened my understanding of the subject matter	0	0	0	0	0	0	10	10	7	7	0
Q8	The content of this course was consistent with the course outline/syllabus	0	0	0	0	0	0	10	10	7	7	0
Q9	The course provided me with opportunities to demonstrate my understanding of the course material	0	0	0	0	0	0	10	10	7	7	0
Q10	The course helped me to see how subject matter and/or skills could be applied in other areas	0	0	0	0	0	0	10	10	7	7	0
Q11	The course helped me to understand the methods of inquiry, problem solving and/or creative activity in the area of study	0	0	0	0	0	1	9	10	7	7	.30
Q12	The course helped me learn how to analyze information	0	0	0	0	0	0	10	10	7	7	0
Q13	The course provided opportunities for me to improve my written, oral or other communication skills	0	0	0	0	0	0	10	10	7	7	0
Q14	The course helped me understand that there is more to learn in this area of study	0	0	0	0	0	0	10	10	7	7	0

Responses: [1D] 1=Strongly Disagree=1 [2] 2=2 [3] 3=3 [4] 4=4 [5] 5=5 [6] 6=6 [7A] 7=Strongly Agree=7

W21_S3 Survey Winter 2021 - **REMOTE** Wilfrid Laurier University WLU

Course: IP631 A - Econ Policy & Human Security	Department: IP
Responsible Faculty: Amjad Rabi	Responses / Expected: 10 / 20 (50%)









B. Questions about the Instructor		Amjad Rabi										
		Responses							Individual			
		1D	2	3	4	5	6	7A	N	Med.	Mode	Std Dev
Q1	The instructor provided opportunities for me to develop my interest in this subject area	0	0	0	0	0	0	10	10	7	7	0
Q2	The instructor provided helpful responses to students' questions and requests for guidance	0	0	0	0	0	1	9	10	7	7	.30
Q3	The instructor provided opportunities for me to feel engaged in the learning process	0	0	0	0	1	0	9	10	7	7	.60
Q4	The instructor gave clear explanations	0	0	0	0	0	1	9	10	7	7	.30
Q5	The instructor displayed an interest in and concern for student learning in this course	0	0	0	0	0	0	10	10	7	7	0
Q6	The instructor maintained a respectful learning environment	0	0	0	0	0	1	9	10	7	7	.30
Q7	The instructor provided feedback on my coursework that helped me improve my understanding	0	0	0	0	0	1	9	10	7	7	.30

Responses: [1D] 1=Strongly Disagree=1 [2] 2=2 [3] 3=3 [4] 4=4 [5] 5=5 [6] 6=6 [7A] 7=Strongly Agree=7

Faculty: Amjad Rabi
Question: Comments about the instructor and/or course (Responses will only be seen by the instructor)
Response Rate: 90.00% (9 of 10)

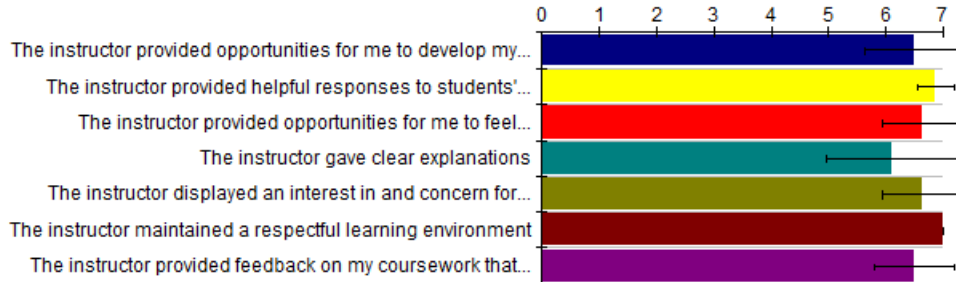
1 You were so kind and accommodating! This was one of my favourite courses and that's saying something because economics is not my strong suit! I also loved how practical the assignments were, they were meant to get us ready for the workforce and I appreciate that!



2	<p>This course has really accorded me practical knowledge, skill, and experience in tackling basic human security issues and its translation into Technical Memorandums assignment tasks. The deep knowledge you have given to us especially, your insistence on universal policies as opposed to targeting, the idea of demographic window of opportunity, proper citing of work, and the importance of statistics or numbers and how they compare with similar comparators as well as the caution in relying on government sources for information are some of the few things that will continue to resonate with me forever. I also liked the many different sources from different countries you always drawn on to help us understand how countries' statuses internationally do not reflect social protection interventions or policies. The daft manner you came out with your class presentation plan is also something I really enjoyed doing it and I was happy about, that is, 'In The News' and the presentation of one of the Technical Memorandums Your deep and broad knowledge of almost every country's socio-economic issues and how can easily flat any wrong data at a glance is an implication of the quality of teaching and learning experience you have given to us in this Economic Policy and Human Security Course. So overall, I would say I have really benefited and enjoyed your course and thank you very much for that.</p>	
3	<p>The professor's background in this area made the course so interesting. He regularly drew on real cases and was able to root all the economic principles in reality which was so interesting. The assignments were also really practical and a good exercise for a real-world deliverable, a nice change from a regular research paper! I would have appreciated if there had been some readings or a textbook to refer to for theories and case studies.</p>	
4	<p>I think the course is very clear and easy to follow. I don't any issue understanding what is being presented. My only suggestion is to put a bit more supplementary sources for students to learn a bit more about the subject matters.</p>	
5	<p>I learned a lot in this class. Dr. Rabi cared about our learning and made the lectures and assignment relevant to the real world which made it much more engaging than standard theory. Thank you for your guidance this semester!</p>	
6	<p>Dr. Rabi was one of my favourite profs this term or maybe ever - he made his lessons engaging and easy to follow even if the content was hard. I really liked how he designed the course with the TM's and I think they have helped to prepare me for future job positions.</p>	
7	<p>Dr. Amjad was excellent through out giving us real-ife example of class contents using his vast knowledge and work experience. He was very understanding, articulate, and showed a lot of empathy during the class period.</p>	
8	<p>Amjad is an absolutely phenomenal professor. His expertise have led to an engaging course that challenged my perspectives and my skills. Out of all the courses I've had thus far, Amjad's course was the most challenging and most beneficial.</p> <p>While the assignments were challenging - they came with a lot of support from Amjad and were vital in me learning new skills and understanding how to read financial reports. I specifically appreciated having a project that allowed me and my classmates to explore countries and parts of the world that we were not previously as familiar with. Thank you Amjad for a great course!</p>	
9	<p>Amjad is a fantastic teacher, one of the best Laurier has</p>	

Course:	MA373 A - Intro to Actuarial Math	Department:	MA
Responsible Faculty:	Amjad Rabi	Responses / Expected:	8 / 36 (22.22%)
Faculty:	Rabi, Amjad		

Category/Section: B. Questions about the Instructor/Instructor



[G] 1=Strongly Disagree=1 [F] 2=2 [E] 3=3 [D] 4=4 [C] 5=5 [B] 6=6 [A] 7=Strongly Agree=7

KEY	Questions	Statistics				Frequency							Response		
		Mean	Med.	Mode	Std Dev	G	F	E	D	C	B	A	Rec.	N/A*	Exp.
	The instructor provided opportunities for me to develop my interest in this subject area	6.5	7	7	.87	-	-	-	-	2	-	6	8	0	36
	The instructor provided helpful responses to students' questions and requests for guidance	6.9	7	7	.33	-	-	-	-	-	1	7	8	0	36
	The instructor provided opportunities for me to feel engaged in the learning process	6.6	7	7	.70	-	-	-	-	1	1	6	8	0	36
	The instructor gave clear explanations	6.1	7	7	1.17	-	-	-	1	2	-	5	8	0	36
	The instructor displayed an interest in and concern for student learning in this course	6.6	7	7	.70	-	-	-	-	1	1	6	8	0	36
	The instructor maintained a respectful learning environment	7	7	7	0	-	-	-	-	-	-	7	7	1	36
	The instructor provided feedback on my coursework that helped me improve my understanding	6.5	7	7	.71	-	-	-	-	1	2	5	8	0	36

*NA responses indicate that the participant felt they did not have the information or experience required to respond to a question.

Faculty:	Amjad Rabi
Question:	Comments about the instructor and/or course (Responses will only be seen by the instructor)
Response Rate:	50.00% (4 of 8)
1	The difficulty of examples given in lecture as well as the problemsets drastically vary from the ones given in the midterms. The amount of formulas to remember is insane to expect students to not have many formula sheetS.
2	Great prof!! You could tell he really cares about his students and their learning. I liked the format of the course and his lecture videos were great! The content on the midterms/exams was directly related to what we had learned in class. Overall great course!
3	Dr. Rabi is an excellent professor that gives clear lectures, and encourages students to achieve their full potential. I have thoroughly enjoyed being his student this semester, and I would love the opportunity to have him as a professor again.
4	"The instructor gave clear explanations" was rated a 4/7 because it was sometimes confusing trying to understand the material with all the typos in the videos.

Course: MA373 A - Intro to Actuarial Math	Department: MA
Responsible Faculty: Amjad Rabi	Responses / Expected: 8 / 36 (22.22%)
Focus: Overall Results	

A. Demographics Section	MA373 - A		
	Responses		Course
	E	R	N
Q1 Is this course an elective or required course for your program?	7	1	8
Responses: [E] Elective [R] Required			

A. Demographics Section	MA373 - A		
	Responses		Course
	F	P	N
Q2 Are you a full-time or part-time student?	8	0	8
Responses: [F] Full-time [P] Part-time			

A. Demographics Section	MA373 - A		
	Responses		Course
	IC	OOC	N
Q3 Where did you complete the evaluation?	0	8	8
Responses: [IC] In class [OOC] Outside of class			

A. Demographics Section	MA373 - A						
	Responses						Course
	AN	LTH	AHT	MTH	AA	A	N
Q4 In terms of my class attendance, I attended class:	0	0	0	0	2	6	8
Responses: [AN] almost never [LTH] less than half the time [AHT] about half the time [MTH] more than half the time [AA] almost always [A] always							

A. Demographics Section	MA373 - A					
	Responses					Course
	0-9	1	2	3	>40	N
Q5 How many one-term courses had you completed prior to this term?	0	2	2	2	2	8
Responses: [0-9] 0-9 [1] 10-19 [2] 20-29 [3] 30-39 [>40] >40						

A. Demographics Section	MA373 - A			
	Responses			Course
	L	S	H	N
Q6 Compared to other courses at this level in this discipline, the workload for this course was:	2	3	3	8
Responses: [L] lighter [S] similar [H] heavier				

C. Questions about the course		MA373 - A										
		Responses							Course			
		1D	2	3	4	5	6	7A	N	Med.	Mode	Std Dev
Q7	The course deepened my understanding of the subject matter	0	0	0	0	0	1	7	8	7	7	.33
Q8	The content of this course was consistent with the course outline/syllabus	0	0	0	0	0	1	7	8	7	7	.33
Q9	The course provided me with opportunities to demonstrate my understanding of the course material	0	0	0	0	2	0	6	8	7	7	.87
Q10	The course helped me to see how subject matter and/or skills could be applied in other areas	0	0	0	0	1	0	6	7	7	7	.70
Q11	The course helped me to understand the methods of inquiry, problem solving and/or creative activity in the area of study	0	0	0	0	0	1	7	8	7	7	.33
Q12	The course helped me learn how to analyze information	0	0	0	0	1	0	7	8	7	7	.66
Q13	The course provided opportunities for me to improve my written, oral or other communication skills	0	0	0	0	0	1	4	5	7	7	.40
Q14	The course helped me understand that there is more to learn in this area of study	0	0	0	0	0	1	7	8	7	7	.33

Responses: [1D] 1=Strongly Disagree=1 [2] 2=2 [3] 3=3 [4] 4=4 [5] 5=5 [6] 6=6 [7A] 7=Strongly Agree=7



W21_S3 Survey Winter 2021 - **REMOTE**	Wilfrid Laurier University WLU
---	-----------------------------------



Course: MA373 A - Intro to Actuarial Math	Department: MA
Responsible Faculty: Amjad Rabi	Responses / Expected: 8 / 36 (22.22%)

B. Questions about the Instructor		Amjad Rabi										
		Responses							Individual			
		1D	2	3	4	5	6	7A	N	Med.	Mode	Std Dev
Q1	The instructor provided opportunities for me to develop my interest in this subject area	0	0	0	0	2	0	6	8	7	7	.87
Q2	The instructor provided helpful responses to students' questions and requests for guidance	0	0	0	0	0	1	7	8	7	7	.33
Q3	The instructor provided opportunities for me to feel engaged in the learning process	0	0	0	0	1	1	6	8	7	7	.70
Q4	The instructor gave clear explanations	0	0	0	1	2	0	5	8	7	7	1.17
Q5	The instructor displayed an interest in and concern for student learning in this course	0	0	0	0	1	1	6	8	7	7	.70
Q6	The instructor maintained a respectful learning environment	0	0	0	0	0	0	7	7	7	7	0
Q7	The instructor provided feedback on my coursework that helped me improve my understanding	0	0	0	0	1	2	5	8	7	7	.71

Responses: [1D] 1=Strongly Disagree=1 [2] 2=2 [3] 3=3 [4] 4=4 [5] 5=5 [6] 6=6 [7A] 7=Strongly Agree=7

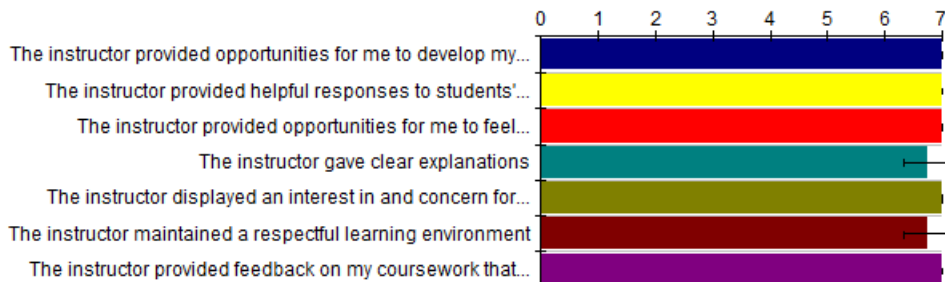
Faculty: Amjad Rabi
Question: Comments about the instructor and/or course (Responses will only be seen by the instructor)
Response Rate: 50.00% (4 of 8)

1	The difficulty of examples given in lecture as well as the problem sets drastically vary from the ones given in the midterms. The amount of formulas to remember is insane to expect students to not have many formula sheets.	
2	Great prof!! You could tell he really cares about his students and their learning. I liked the format of the course and his lecture videos were great! The content on the midterms/exams was directly related to what we had learned in class. Overall great course!	

3	Dr. Rabi is an excellent professor that gives clear lectures, and encourages students to achieve their full potential. I have thoroughly enjoyed being his student this semester, and I would love the opportunity to have him as a professor again.	
4	"The instructor gave clear explanations" was rated a 4/7 because it was sometimes confusing trying to understand the material with all the typos in the videos.	

Course:	IP633 A - Topics in Human Security	Department:	IP
Responsible Faculty:	Amjad Rabi	Responses / Expected:	4 / 14 (28.57%)
Faculty:	Rabi, Amjad		

Category/Section: B. Questions about the Instructor/Instructor



[G] 1=Strongly Disagree=1 [F] 2=2 [E] 3=3 [D] 4=4 [C] 5=5 [B] 6=6 [A] 7=Strongly Agree=7

KEY	Questions	Statistics				Frequency							Response		
		Mean	Med.	Mode	Std Dev	G	F	E	D	C	B	A	Rec.	N/A*	Exp.
	The instructor provided opportunities for me to develop my interest in this subject area	7	7	7	0	-	-	-	-	-	-	4	4	0	14
	The instructor provided helpful responses to students' questions and requests for guidance	7	7	7	0	-	-	-	-	-	-	4	4	0	14
	The instructor provided opportunities for me to feel engaged in the learning process	7	7	7	0	-	-	-	-	-	-	4	4	0	14
	The instructor gave clear explanations	6.8	7	7	.43	-	-	-	-	-	1	3	4	0	14
	The instructor displayed an interest in and concern for student learning in this course	7	7	7	0	-	-	-	-	-	-	4	4	0	14
	The instructor maintained a respectful learning environment	6.8	7	7	.43	-	-	-	-	-	1	3	4	0	14
	The instructor provided feedback on my coursework that helped me improve my understanding	7	7	7	0	-	-	-	-	-	-	4	4	0	14

*NA responses indicate that the participant felt they did not have the information or experience required to respond to a question.

Faculty:	Amjad Rabi
Question:	Comments about the instructor and/or course (Responses will only be seen by the instructor)
Response Rate:	75.00% (3 of 4)
1	Interesting content taught in this course. Dr. Rabi always shares interesting and insightful stories about his experience working in the field of policy/development. The assignments in this course connected well to the content that was taught. It was probably one of the most interesting courses I took this semester, thank you Dr. Rabi for always sharing your wisdom!
2	Great course and cool professor. By far one of the most rewarding courses I have taken so far in the MFP program
3	Excellent Professor

Course:	IP631 A - Econ Policy & Human Security	Department:	IP
Responsible Faculty:	Amjad Rabi	Responses / Expected:	6 / 18 (33.33%)
Focus:	Overall Results		

Category/Section: A. Demographics Section/Demographics

Elective Required

#	Questions	Percentages		Frequency		Response	
		B	A	B	A	Rec.	Exp.
Q1	Is this course an elective or required course for your program?	16.7%	83.3%	1	5	6	18

Category/Section: A. Demographics Section/Demographics

Full-time Part-time

#	Questions	Percentages		Frequency		Response	
		B	A	B	A	Rec.	Exp.
Q1	Are you a full-time or part-time student?	100%	-	6	-	6	18

Category/Section: A. Demographics Section/Demographics

In class Outside of class

#	Questions	Percentages		Frequency		Response	
		B	A	B	A	Rec.	Exp.
Q1	Where did you complete the evaluation?	-	100%	-	6	6	18

Category/Section: A. Demographics Section/Demographics

almost never less than half the time about half the time more than half the time almost always always

#	Questions	Percentages						Frequency						Response	
		F	E	D	C	B	A	F	E	D	C	B	A	Rec.	Exp.
Q1	In terms of my class attendance, I attended class	-	-	-	-	16.7%	83.3%	-	-	-	-	1	5	6	18

Category/Section: A. Demographics Section/Demographics

0-9 10-19 20-29 30-39 >40

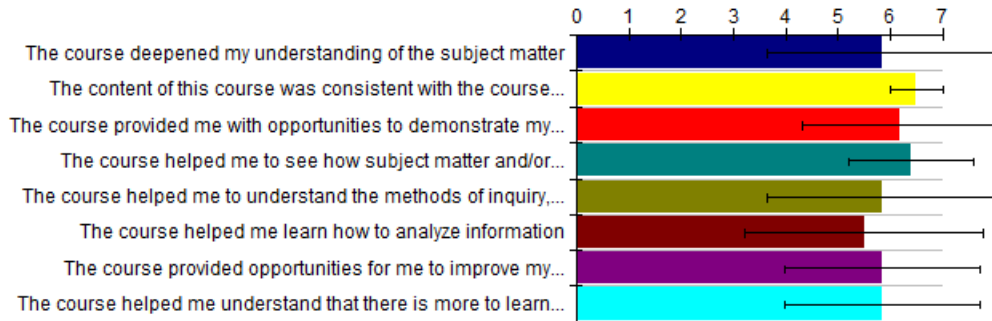
#	Questions	Percentages					Frequency					Response	
		E	D	C	B	A	E	D	C	B	A	Rec.	Exp.
Q1	How many one-term courses had you completed prior to this term?	83.3%	-	-	-	16.7%	5	-	-	-	1	6	18

Category/Section: A. Demographics Section/Demographics

[C] lighter [B] similar [A] heavier

#	Questions	Percentages			Frequency			Response	
		C	B	A	C	B	A	Rec.	Exp.
Q1	Compared to other courses at this level in this discipline, the workload for this course was	-	50%	50%	-	3	3	6	18

Category/Section: C. Questions about the course/Course




[G] 1=Strongly Disagree=1 [F] 2=2 [E] 3=3 [D] 4=4 [C] 5=5 [B] 6=6 [A] 7=Strongly Agree=7

KEY	Questions	Statistics				Frequency						Response		
		Mean	Med.	Mode	Std Dev	G	F	E	D	C	B	A	Rec.	N/A*
	The course deepened my understanding of the subject matter	5.8	7	7	2.19	1	-	-	-	1	4	6	0	18
	The content of this course was consistent with the course outline/syllabus	6.5	6.5	6,7	.50	-	-	-	-	3	3	6	0	18
	The course provided me with opportunities to demonstrate my understanding of the course material	6.2	7	7	1.86	-	1	-	-	-	5	6	0	18
	The course helped me to see how subject matter and/or skills could be applied in other areas	6.4	7	7	1.20	-	-	-	1	-	4	5	0	18
	The course helped me to understand the methods of inquiry, problem solving and/or creative activity in the area of study	5.8	7	7	2.19	1	-	-	-	1	4	6	0	18
	The course helped me learn how to analyze information	5.5	7	7	2.29	1	-	-	1	-	4	6	0	18
	The course provided opportunities for me to improve my written, oral or other communication skills	5.8	7	7	1.86	-	1	-	-	1	4	6	0	18
	The course helped me understand that there is more to learn in this area of study	5.8	7	7	1.86	-	1	-	-	1	4	6	0	18

*NA responses indicate that the participant felt they did not have the information or experience required to respond to a question.

Category/Section: International Policy/Depth and Breadth of Knowledge

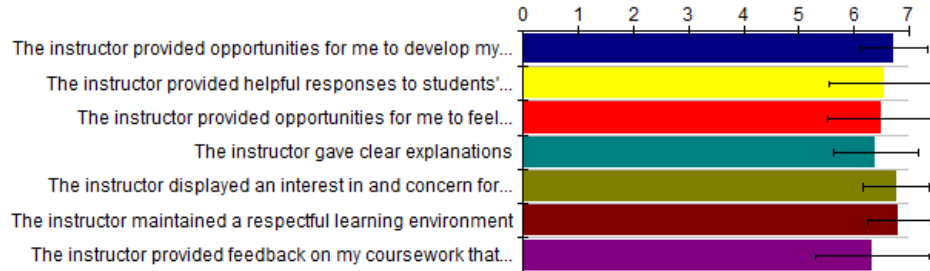


[C] not at all=1 [B] somewhat=2 [A] a lot=3

KEY	Questions	Statistics				Frequency			Response	
		Mean	Med.	Mode	Std Dev	C	B	A	Rec.	Exp.
	The extent to which the course contributed to the ability to apply critical thinking and analytical skills.	2.7	3	3	.47	-	2	4	6	18
	The extent to which the course contributed to the ability to devise and sustain argument or solve problems.	2.5	3	3	.76	1	1	4	6	18
	The extent to which the course contributed to the ability to use a range of established techniques to critically evaluate arguments, assumptions and abstract information, pose problems, propose solutions and solve problems.	2.7	3	3	.47	-	2	4	6	18
	The extent to which the course contributed to an appreciation of uncertainty and ambiguity and how this might influence my analyses and interpretations.	2.7	3	3	.47	-	2	4	6	18
	The extent to which the course contributed to the ability to work effectively with others.	2	2	2	.58	1	4	1	6	18
	The extent to which the course contributed to the ability to structure extracted information into a coherent argument.	2.5	3	3	.76	1	1	4	6	18
	The extent to which the course contributed to the ability to analyze arguments.	2.5	3	3	.76	1	1	4	6	18

Course:	EC207 A - Economic Development	Department:	EC-B
Responsible Faculty:	Amjad Rabi	Responses / Expected:	22 / 68 (32.35%)
Faculty:	Rabi, Amjad		

Category/Section: B. Questions about the Instructor/Instructor



[G] 1=Strongly Disagree [F] 2=2 [E] 3=3 [D] 4=4 [C] 5=5 [B] 6=6 [A] 7=Strongly Agree=7

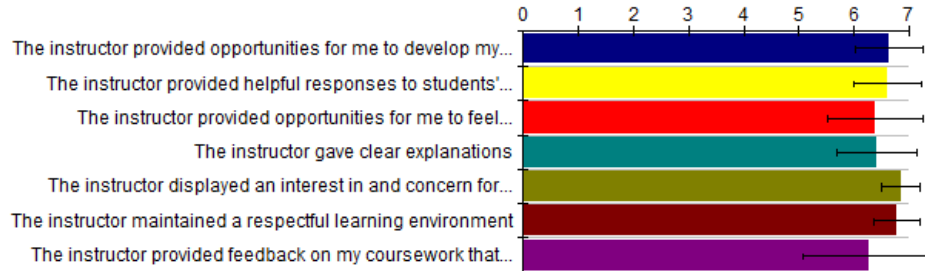
KEY	Questions	Statistics				Frequency							Response		
		Mean	Med.	Mode	Std Dev	G	F	E	D	C	B	A	Rec.	N/A*	Exp.
	The instructor provided opportunities for me to develop my interest in this subject area	6.7	7	7	.62	-	-	-	-	2	2	18	22	0	68
	The instructor provided helpful responses to students' questions and requests for guidance	6.5	7	7	.99	-	-	1	-	2	2	17	22	0	68
	The instructor provided opportunities for me to feel engaged in the learning process	6.5	7	7	.99	-	-	-	2	2	1	17	22	0	68
	The instructor gave clear explanations	6.4	7	7	.78	-	-	-	-	4	5	13	22	0	68
	The instructor displayed an interest in and concern for student learning in this course	6.8	7	7	.60	-	-	-	-	2	1	19	22	0	68
	The instructor maintained a respectful learning environment	6.8	7	7	.57	-	-	-	-	2	-	20	22	0	68
	The instructor provided feedback on my coursework that helped me improve my understanding	6.3	7	7	1.04	-	-	-	2	3	2	14	21	1	68

*N/A responses indicate that the participant felt they did not have the information or experience required to respond to a question.

Faculty:	Rabi, Amjad
Question:	Comments about the instructor and/or course (Responses will only be seen by the instructor)
Response Rate:	45.45% (10 of 22)
1	he's so cool
2	Thank you this course was amazing!
3	Incredible instructor, one of my favourites. Very knowledgeable and helpful!
4	You were absolutely amazing I really enjoyed coming to this class. You have definitely inspired me to pursue a career in Econ development! Thank you for all your help this semester!!! Thank you for answering my questions and I hope you have a wonderful summer
5	This was an amazing class and you were awesome at teaching it. Exams and assignments were fair. I loved taking this course and would 100% recommend anyone to take it with you.
6	Professor was awesome, had a wealth of knowledge to relate the topics and information to, was engaging and passionate. Truly a treat to be in his class.
7	Thank you for an amazing semester! You make me really like this course as an Economic and Global Studies student. You make want to work in the field of development. I really enjoyed the course material and the stories you shared in class.
8	Amazing job for the term! Created a positive learning environment for all students! Dr. Rabi was supportive and fully understanding for students.
9	Amazing prof, wants students to succeed. What you put in is what you get out.
10	Amazing professor. Very knowledgeable and is passionate about this subject, which made the class much more enjoyable. He is also very understanding and prepares you for upcoming assessments.

Course: EC207 B - Economic Development	Department: EC-B
Responsible Faculty: Amjad Rabi	Responses / Expected: 29 / 111 (26.13%)
Faculty: Rabi, Amjad	

Category/Section: B. Questions about the Instructor/Instructor



[G] 1=Strongly Disagree=1 [F] 2=2 [E] 3=3 [D] 4=4 [C] 5=5 [B] 6=6 [A] 7=Strongly Agree=7

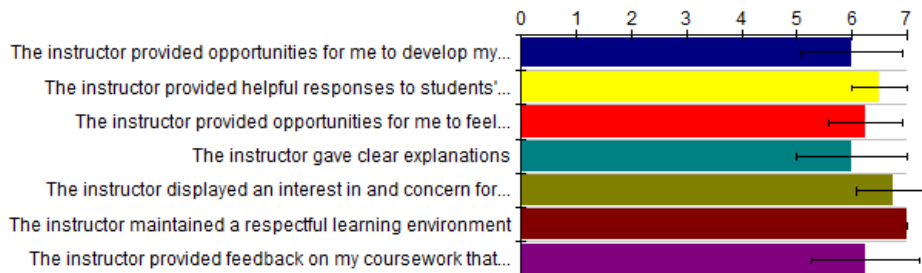
KEY	Questions	Statistics				Frequency						Response			
		Mean	Med.	Mode	Std Dev	G	F	E	D	C	B	A	Rec.	N/A*	Exp.
	The instructor provided opportunities for me to develop my interest in this subject area	6.6	7	7	.61	-	-	-	-	2	6	20	28	1	111
	The instructor provided helpful responses to students' questions and requests for guidance	6.6	7	7	.62	-	-	-	-	2	7	19	28	1	111
	The instructor provided opportunities for me to feel engaged in the learning process	6.4	7	7	.86	-	-	-	1	4	6	17	28	1	111
	The instructor gave clear explanations	6.4	7	7	.73	-	-	-	-	4	8	16	28	1	111
	The instructor displayed an interest in and concern for student learning in this course	6.9	7	7	.35	-	-	-	-	4	24	28	1	111	
	The instructor maintained a respectful learning environment	6.8	7	7	.41	-	-	-	-	6	22	28	1	111	
	The instructor provided feedback on my coursework that helped me improve my understanding	6.3	7	7	1.19	-	-	2	1	2	5	18	28	1	111

*NA responses indicate that the participant felt they did not have the information or experience required to respond to a question.

Faculty: Rabi, Amjad
Question: Comments about the instructor and/or course (Responses will only be seen by the instructor)
Response Rate: 41.38% (12 of 29)
1 Super nice guy, always answered questions
2 You accent does not make the class more difficult in anyway you were always easy to understand
3 Thank you for such a great semester, definitely my favourite class this year. I really enjoyed your class and hearing about your life experiences working around the world. I wish you all the best in the future!
4 Best Prof Ever!! :)
5 You're a god
6 overall a good prof and course, the use of real world examples really enhances the learning
7 I enjoyed the lectures. You spoke with passion and it was easy to stay interested and engaged.
8 Incredible professor, I am glad to be lucky enough that I took his class. Very clearly cares about his students.
9 Amazing prof
10 Great professor. Very knowledgable. Sometimes class would get a little boring because he can go on tangents and be a little bit monotone. He is a great guy and a great teacher but the class would benefit more if there was a bit more enthusiasm and engagement in the class.
11 Dr Anjad is a friendly instructor and he is patient to help students' questions.
12 Love your stories!

Course: EC255 S1 - Managerial Statistics	Department: BU
Responsible Faculty: Amjad Rabi	Responses / Expected: 8 / 26 (30.77%)
Faculty: Rabi, Amjad	

Category/Section: B. Questions about the Instructor/Instructor



[G] 1=Strongly Disagree=1 [F] 2=2 [E] 3=3 [D] 4=4 [C] 5=5 [B] 6=6 [A] 7=Strongly Agree=7

KEY	Questions	Statistics				Frequency						Response			
		Mean	Med.	Mode	Std Dev	G	F	E	D	C	B	A	Rec.	N/A*	Exp.
	The instructor provided opportunities for me to develop my interest in this subject area	6	6	5,7	.93	-	-	-	-	3	1	3	7	0	26
	The instructor provided helpful responses to students' questions and requests for guidance	6.5	6.5	6,7	.50	-	-	-	-	-	4	4	8	0	26
	The instructor provided opportunities for me to feel engaged in the learning process	6.3	6	6	.66	-	-	-	-	1	4	3	8	0	26
	The instructor gave clear explanations	6	6	6,7	1	-	-	-	1	1	3	3	8	0	26
	The instructor displayed an interest in and concern for student learning in this course	6.8	7	7	.66	-	-	-	-	1	-	7	8	0	26
	The instructor maintained a respectful learning environment	7	7	7	0	-	-	-	-	-	-	8	8	0	26
	The instructor provided feedback on my coursework that helped me improve my understanding	6.3	6.5	7	.97	-	-	-	1	-	3	4	8	0	26

*N/A responses indicate that the participant felt they did not have the information or experience required to respond to a question.

Faculty: Rabi, Amjad
Question: Comments about the instructor and/or course (Responses will only be seen by the instructor)
Response Rate: 25.00% (2 of 8)
1 He was very concerned with our success and it really seems like he cares about how his students do
2 Professor always explain course materials in a clear way and always show concerns to how we were doing.

Course:	EC207 A - Economic Development	Department:	EC-B
Responsible Faculty:	Amjad Rabi	Responses / Expected:	22 / 68 (32.35%)
Focus:	Overall Results		

A. Demographics Section Demographics		EC207 - A		
		Responses		Course
		F	P	N
Q1	Are you a full-time or part-time student?	20	2	22

Responses: [F] Full-time=1 [P] Part-time=2

A. Demographics Section Demographics		EC207 - A		
		Responses		Course
		E	R	N
Q2	Is this course an elective or required course for your program?	21	1	22

Responses: [E] Elective=1 [R] Required=2

A. Demographics Section Demographics		EC207 - A					
		Responses					Course
		0-9	1	2	3	>40	N
Q3	How many one-term courses had you completed prior to this term?	3	8	6	4	1	22

Responses: [0-9] 0-9=1 [1] 10-19=2 [2] 20-29=3 [3] 30-39=4 [>40] >40=5

A. Demographics Section Demographics		EC207 - A						
		Responses					Course	
		AN	LTH	AHT	MTH	AA	A	N
Q4	In terms of my class attendance, I attended class:	0	1	3	6	5	7	22

Responses: [AN] almost never=1 [LTH] less than half the time=2 [AHT] about half the time=3 [MTH] more than half the time=4 [AA] almost always=5 [A] always=6

A. Demographics Section Demographics		EC207 - A			
		Responses			Course
		L	S	H	N
Q5	Compared to other courses at this level in this discipline, the workload for this course was:	4	18	0	22

Responses: [L] lighter=1 [S] similar=2 [H] heavier=3

A. Demographics Section Demographics		EC207 - A		
		Responses		Course
		IC	OOO	N
Q6	Where did you complete the evaluation?	14	8	22

Responses: [IC] In class=1 [OOO] Outside of class=2

C. Questions about the course Course		EC207 - A											--- Period Comparisons ---						
		Responses							Course				EC-B			All			
		1D	2	3	4	5	6	7A	N	Mean	N/A	Med.	Std Dev	N	Mean	-+ ¹	N	Mean	-+ ¹
Q7	The course deepened my understanding of the subject matter	0	0	0	1	2	1	18	22	6.6	0	7	.83	1.3K	5.5	=	25K	5.9	=
Q8	The content of this course was consistent with the course outline/syllabus	0	0	0	0	3	2	17	22	6.6	0	7	.71	1.3K	6.1	=	25K	6.3	=
Q9	The course provided me with opportunities to demonstrate my understanding of the course material	0	0	0	0	2	2	18	22	6.7	0	7	.62	1.3K	5.6	=	25K	6.0	=
Q10	The course helped me to see how subject matter and/or skills could be applied in other areas	0	0	1	0	2	2	17	22	6.5	0	7	.99	1.3K	5.6	=	25K	5.8	=
Q11	The course helped me to understand the methods of inquiry, problem solving and/or creative activity in the area of study	0	0	1	1	2	2	16	22	6.4	0	7	1.11	1.3K	5.5	=	25K	5.8	=
Q12	The course helped me learn how to analyze information	0	0	0	0	2	1	19	22	6.8	0	7	.60	1.3K	5.5	=	25K	5.8	=
Q13	The course provided opportunities for me to improve my written, oral or other communication skills	0	0	1	0	2	2	17	22	6.5	0	7	.99	1.2K	4.9	=	24K	5.7	=
Q14	The course helped me understand that there is more to learn in this area of study	0	0	0	0	2	2	18	22	6.7	0	7	.62	1.3K	5.8	=	25K	6.1	=

Responses: [1D] 1=Strongly Disagree=1 [2] 2=2 [3] 3=3 [4] 4=4 [5] 5=5 [6] 6=6 [7A] 7=Strongly Agree=7

¹ This Course compared with others: [--] Much Lower, [-] Lower, [=] Similar, [+] Higher, [++] Much Higher

Course: EC207 A - Economic Development	Department: EC-B
Responsible Faculty: Amjad Rabi	Responses / Expected: 22 / 68 (32.35%)

B. Questions about the Instructor Instructor	Rabi, Amjad										--- Period Comparisons ---							
	Responses							Individual			EC-B			All				
	1D	2	3	4	5	6	7A	N	Mean	N/A	Med.	Std Dev	N	Mean	--+ ¹	N	Mean	--+ ¹
Q1	0	0	0	0	2	2	18	22	6.7	0	7	.62	1.3K	5.4	=	25K	5.8	=
Q2	0	0	1	0	2	2	17	22	6.5	0	7	.99	1.3K	5.5	=	25K	5.9	=
Q3	0	0	0	2	2	1	17	22	6.5	0	7	.99	1.3K	5.3	=	25K	5.8	=
Q4	0	0	0	0	4	5	13	22	6.4	0	7	.78	1.3K	5.1	=	25K	5.7	=
Q5	0	0	0	0	2	1	19	22	6.8	0	7	.60	1.3K	5.7	=	25K	6.0	=
Q6	0	0	0	0	2	0	20	22	6.8	0	7	.57	1.3K	6.2	=	25K	6.4	=
Q7	0	0	0	2	3	2	14	21	6.3	1	7	1.04	1.3K	5.1	=	24K	5.7	=

Responses: [1D] 1=Strongly Disagree=1 [2] 2=2 [3] 3=3 [4] 4=4 [5] 5=5 [6] 6=6 [7A] 7=Strongly Agree=7

¹ This Individual compared with others: [--] Much Lower, [-] Lower, [=] Similar, [+] Higher, [++] Much Higher

Course:	EC207 B - Economic Development	Department:	EC-B
Responsible Faculty:	Amjad Rabi	Responses / Expected:	29 / 111 (26.13%)
Focus:	Overall Results		

A. Demographics Section Demographics		EC207 - B		
		Responses		Course
		F	P	N
Q1	Are you a full-time or part-time student?	27	2	29

Responses: [F] Full-time=1 [P] Part-time=2

A. Demographics Section Demographics		EC207 - B		
		Responses		Course
		E	R	N
Q2	Is this course an elective or required course for your program?	28	1	29

Responses: [E] Elective=1 [R] Required=2

A. Demographics Section Demographics		EC207 - B					
		Responses					Course
		0-9	1	2	3	>40	N
Q3	How many one-term courses had you completed prior to this term?	0	15	10	4	0	29

Responses: [0-9] 0-9=1 [1] 10-19=2 [2] 20-29=3 [3] 30-39=4 [>40] >40=5

A. Demographics Section Demographics		EC207 - B						
		Responses					Course	
		AN	LTH	AHT	MTH	AA	A	N
Q4	In terms of my class attendance, I attended class:	0	2	3	9	10	5	29

Responses: [AN] almost never=1 [LTH] less than half the time=2 [AHT] about half the time=3 [MTH] more than half the time=4 [AA] almost always=5 [A] always=6

A. Demographics Section Demographics		EC207 - B			
		Responses			Course
		L	S	H	N
Q5	Compared to other courses at this level in this discipline, the workload for this course was:	7	21	1	29

Responses: [L] lighter=1 [S] similar=2 [H] heavier=3

A. Demographics Section Demographics		EC207 - B		
		Responses		Course
		IC	OOO	N
Q6	Where did you complete the evaluation?	9	20	29

Responses: [IC] In class=1 [OOO] Outside of class=2

C. Questions about the course Course		EC207 - B											--- Period Comparisons ---						
		Responses							Course				EC-B			All			
		1D	2	3	4	5	6	7A	N	Mean	N/A	Med.	Std Dev	N	Mean	-/+ ¹	N	Mean	-/+ ¹
Q7	The course deepened my understanding of the subject matter	0	0	1	0	2	12	13	28	6.3	1	6	.88	1.3K	5.5	=	25K	5.9	=
Q8	The content of this course was consistent with the course outline/syllabus	0	0	0	0	1	7	20	28	6.7	1	7	.54	1.3K	6.1	=	25K	6.3	=
Q9	The course provided me with opportunities to demonstrate my understanding of the course material	0	0	0	1	3	6	18	28	6.5	1	7	.82	1.3K	5.6	=	25K	6.0	=
Q10	The course helped me to see how subject matter and/or skills could be applied in other areas	0	0	0	0	3	9	15	27	6.4	1	7	.68	1.3K	5.6	=	25K	5.8	=
Q11	The course helped me to understand the methods of inquiry, problem solving and/or creative activity in the area of study	0	0	1	1	3	6	17	28	6.3	1	7	1.04	1.3K	5.5	=	25K	5.8	=
Q12	The course provided me learn how to analyze information	0	0	0	2	3	8	15	28	6.3	1	7	.92	1.3K	5.5	=	25K	5.8	=
Q13	The course provided opportunities for me to improve my written, oral or other communication skills	0	0	0	1	3	7	17	28	6.4	1	7	.82	1.2K	4.9	=	24K	5.7	=
Q14	The course helped me understand that there is more to learn in this area of study	0	0	0	0	2	9	17	28	6.5	1	7	.63	1.3K	5.8	=	25K	6.1	=

Responses: [1D] 1=Strongly Disagree=1 [2] 2=2 [3] 3=3 [4] 4=4 [5] 5=5 [6] 6=6 [7A] 7=Strongly Agree=7

¹ This Course compared with others: [--] Much Lower, [-] Lower, [=] Similar, [+] Higher, [++] Much Higher

Course: EC207 B - Economic Development	Department: EC-B
Responsible Faculty: Amjad Rabi	Responses / Expected: 29 / 111 (26.13%)

B. Questions about the Instructor Instructor	Rabi, Amjad											--- Period Comparisons ---						
	Responses							Individual				EC-B			All			
	1D	2	3	4	5	6	7A	N	Mean	N/A	Med.	Std Dev	N	Mean	--+ ¹	N	Mean	--+ ¹
Q1	0	0	0	0	2	6	20	28	6.6	1	7	.61	1.3K	5.4	=	25K	5.8	=
Q2	0	0	0	0	2	7	19	28	6.6	1	7	.62	1.3K	5.5	=	25K	5.9	=
Q3	0	0	0	1	4	6	17	28	6.4	1	7	.86	1.3K	5.3	=	25K	5.8	=
Q4	0	0	0	0	4	8	16	28	6.4	1	7	.73	1.3K	5.1	=	25K	5.7	=
Q5	0	0	0	0	0	4	24	28	6.9	1	7	.35	1.3K	5.7	=	25K	6.0	=
Q6	0	0	0	0	0	6	22	28	6.8	1	7	.41	1.3K	6.2	=	25K	6.4	=
Q7	0	0	2	1	2	5	18	28	6.3	1	7	1.19	1.3K	5.1	=	24K	5.7	=

Responses: [1D] 1=Strongly Disagree=1 [2] 2=2 [3] 3=3 [4] 4=4 [5] 5=5 [6] 6=6 [7A] 7=Strongly Agree=7

¹ This Individual compared with others: [--] Much Lower, [-] Lower, [=] Similar, [+] Higher, [++] Much Higher

Course:	EC255 S1 - Managerial Statistics	Department:	BU
Responsible Faculty:	Amjad Rabi	Responses / Expected:	8 / 26 (30.77%)
Focus:	Overall Results		

A. Demographics Section Demographics		EC255 - S1		
		Responses		Course
		F	P	N
Q1	Are you a full-time or part-time student?	8	0	8

Responses: [F] Full-time=1 [P] Part-time=2

A. Demographics Section Demographics		EC255 - S1		
		Responses		Course
		E	R	N
Q2	Is this course an elective or required course for your program?	1	7	8

Responses: [E] Elective=1 [R] Required=2

A. Demographics Section Demographics		EC255 - S1					
		Responses					Course
		0-9	1	2	3	>40	N
Q3	How many one-term courses had you completed prior to this term?	1	4	1	2	0	8

Responses: [0-9] 0-9=1 [1] 10-19=2 [2] 20-29=3 [3] 30-39=4 [>40] >40=5

A. Demographics Section Demographics		EC255 - S1						
		Responses						Course
		AN	LTH	AHT	MTH	AA	A	N
Q4	In terms of my class attendance, I attended class:	0	1	0	2	3	2	8

Responses: [AN] almost never=1 [LTH] less than half the time=2 [AHT] about half the time=3 [MTH] more than half the time=4 [AA] almost always=5 [A] always=6

A. Demographics Section Demographics		EC255 - S1			
		Responses			Course
		L	S	H	N
Q5	Compared to other courses at this level in this discipline, the workload for this course was:	1	4	3	8

Responses: [L] lighter=1 [S] similar=2 [H] heavier=3

A. Demographics Section Demographics		EC255 - S1		
		Responses		Course
		IC	OOO	N
Q6	Where did you complete the evaluation?	3	5	8

Responses: [IC] In class=1 [OOO] Outside of class=2

C. Questions about the course Course		EC255 - S1											--- Period Comparisons ---						
		Responses							Course				BU		All				
		1D	2	3	4	5	6	7A	N	Mean	N/A	Med.	Std Dev	N	Mean	-/+ ¹	N	Mean	-/+ ¹
Q7	The course deepened my understanding of the subject matter	0	0	0	0	0	5	3	8	6.4	0	6	.48	4.3K	5.9	=	25K	5.9	=
Q8	The content of this course was consistent with the course outline/syllabus	0	1	0	0	0	2	5	8	6.1	0	7	1.62	4.3K	6.3	=	25K	6.3	=
Q9	The course provided me with opportunities to demonstrate my understanding of the course material	0	0	0	1	1	3	3	8	6.0	0	6	1	4.3K	6.0	=	25K	6.0	=
Q10	The course helped me to see how subject matter and/or skills could be applied in other areas	0	0	0	1	2	3	2	8	5.8	0	6	.97	4.3K	5.9	=	25K	5.8	=
Q11	The course helped me to understand the methods of inquiry, problem solving and/or creative activity in the area of study	0	0	0	1	1	3	3	8	6.0	0	6	1	4.3K	5.9	=	25K	5.8	=
Q12	The course helped me learn how to analyze information	0	0	0	0	1	4	3	8	6.3	0	6	.66	4.3K	5.9	=	25K	5.8	=
Q13	The course provided opportunities for me to improve my written, oral or other communication skills	1	0	0	0	2	2	1	6	5.0	2	5.5	1.91	4.2K	5.7	=	24K	5.7	=
Q14	The course helped me understand that there is more to learn in this area of study	0	0	0	0	2	4	2	8	6.0	0	6	.71	4.3K	6.1	=	25K	6.1	=

Responses: [1D] 1=Strongly Disagree=1 [2] 2=2 [3] 3=3 [4] 4=4 [5] 5=5 [6] 6=6 [7A] 7=Strongly Agree=7

¹ This Course compared with others: [--] Much Lower, [-] Lower, [=] Similar, [+] Higher, [++] Much Higher

Course: EC255 S1 - Managerial Statistics	Department: BU
Responsible Faculty: Amjad Rabi	Responses / Expected: 8 / 26 (30.77%)

B. Questions about the Instructor Instructor	Rabi, Amjad											--- Period Comparisons ---						
	Responses							Individual				BU			All			
	1D	2	3	4	5	6	7A	N	Mean	N/A	Med.	Std Dev	N	Mean	--+ ¹	N	Mean	--+ ¹
Q1 The instructor provided opportunities for me to develop my interest in this subject area	0	0	0	0	3	1	3	7	6.0	0	6	.93	4.3K	5.9	=	25K	5.8	=
Q2 The instructor provided helpful responses to students' questions and requests for guidance	0	0	0	0	0	4	4	8	6.5	0	6.5	.50	4.3K	5.9	=	25K	5.9	=
Q3 The instructor provided opportunities for me to feel engaged in the learning process	0	0	0	0	1	4	3	8	6.3	0	6	.66	4.3K	5.9	=	25K	5.8	=
Q4 The instructor gave clear explanations	0	0	0	1	1	3	3	8	6.0	0	6	1	4.3K	5.8	=	25K	5.7	=
Q5 The instructor displayed an interest in and concern for student learning in this course	0	0	0	0	1	0	7	8	6.8	0	7	.66	4.3K	6.0	=	25K	6.0	=
Q6 The instructor maintained a respectful learning environment	0	0	0	0	0	0	8	8	7.0	0	7	0	4.3K	6.3	=	25K	6.4	=
Q7 The instructor provided feedback on my coursework that helped me improve my understanding	0	0	0	1	0	3	4	8	6.3	0	6.5	.97	4.2K	5.7	=	24K	5.7	=

Responses: [1D] 1=Strongly Disagree=1 [2] 2=2 [3] 3=3 [4] 4=4 [5] 5=5 [6] 6=6 [7A] 7=Strongly Agree=7

¹ This Individual compared with others: [-] Much Lower, [-] Lower, [=] Similar, [+] Higher, [++] Much Higher

Course:	IP631 A - Econ Policy & Human Security	Department:	IP
Responsible Faculty:	Amjad Rabi	Responses / Expected:	5 / 13 (38.46%)
Focus:	Overall Results		

A. Demographics Section Demographics		IP631 - A		
		Responses		Course
		F	P	N
Q1	Are you a full-time or part-time student?	5	0	5
Responses: [F] Full-time=1 [P] Part-time=2				

A. Demographics Section Demographics		IP631 - A		
		Responses		Course
		E	R	N
Q2	Is this course an elective or required course for your program?	2	3	5
Responses: [E] Elective=1 [R] Required=2				

A. Demographics Section Demographics		IP631 - A					
		Responses					Course
		0-9	1	2	3	>40	N
Q3	How many one-term courses had you completed prior to this term?	2	0	1	0	1	4
Responses: [0-9] 0-9=1 [1] 10-19=2 [2] 20-29=3 [3] 30-39=4 [>40] >40=5							

A. Demographics Section Demographics		IP631 - A						
		Responses					Course	
		AN	LTH	AHT	MTH	AA	A	N
Q4	In terms of my class attendance, I attended class:	0	0	0	0	1	4	5
Responses: [AN] almost never=1 [LTH] less than half the time=2 [AHT] about half the time=3 [MTH] more than half the time=4 [AA] almost always=5 [A] always=6								

A. Demographics Section Demographics		IP631 - A			
		Responses			Course
		L	S	H	N
Q5	Compared to other courses at this level in this discipline, the workload for this course was:	0	4	1	5
Responses: [L] lighter=1 [S] similar=2 [H] heavier=3					

A. Demographics Section Demographics		IP631 - A		
		Responses		Course
		IC	OOO	N
Q6	Where did you complete the evaluation?	0	5	5
Responses: [IC] In class=1 [OOO] Outside of class=2				

C. Questions about the course Course		IP631 - A											--- Period Comparisons ---						
		Responses							Course				IP		All				
		1D	2	3	4	5	6	7A	N	Mean	N/A	Med.	Std Dev	N	Mean	-/+ ¹	N	Mean	-/+ ¹
Q7	The course deepened my understanding of the subject matter	0	0	1	0	0	1	3	5	6.0	0	7	1.55	31	5.8	=	25K	5.9	=
Q8	The content of this course was consistent with the course outline/syllabus	0	0	0	0	1	1	3	5	6.4	0	7	.80	31	5.9	=	25K	6.3	=
Q9	The course provided me with opportunities to demonstrate my understanding of the course material	0	0	0	0	1	0	4	5	6.6	0	7	.80	29	5.9	=	25K	6.0	=
Q10	The course helped me to see how subject matter and/or skills could be applied in other areas	0	0	0	1	0	0	4	5	6.4	0	7	1.20	30	5.8	=	25K	5.8	=
Q11	The course helped me to understand the methods of inquiry, problem solving and/or creative activity in the area of study	0	0	0	1	0	1	3	5	6.2	0	7	1.17	29	5.9	=	25K	5.8	=
Q12	The course helped me learn how to analyze information	0	0	0	0	0	1	3	4	6.8	0	7	.43	30	5.7	=	25K	5.8	=
Q13	The course provided opportunities for me to improve my written, oral or other communication skills	0	0	0	0	0	2	3	5	6.6	0	7	.49	31	5.9	=	24K	5.7	=
Q14	The course helped me understand that there is more to learn in this area of study	0	0	0	1	0	1	3	5	6.2	0	7	1.17	30	6.0	=	25K	6.1	=

Responses: [1D] 1=Strongly Disagree=1 [2] 2=2 [3] 3=3 [4] 4=4 [5] 5=5 [6] 6=6 [7A] 7=Strongly Agree=7

¹ This Course compared with others: [-] Much Lower, [-] Lower, [=] Similar, [+] Higher, [++] Much Higher

International Policy Depth and Breadth of Knowledge		IP631 - A							--- Period Comparisons ---					
		Responses			Course				IP			All		
		NAA	S	AL	N	Mean	Med.	Std Dev	N	Mean	--+ ¹	N	Mean	--+ ¹
Q15	The extent to which the course contributed to the ability to apply critical thinking and analytical skills.	1	1	3	5	2.4	3	.80	31	2.5	=	31	2.5	=

Responses: [NAA] not at all=1 [S] somewhat=2 [AL] a lot=3

¹ This Course compared with others: [--] Much Lower, [-] Lower, [=] Similar, [+] Higher, [++] Much Higher

International Policy Knowledge of Methodologies		IP631 - A							--- Period Comparisons ---					
		Responses			Course				IP			All		
		NAA	S	AL	N	Mean	Med.	Std Dev	N	Mean	--+ ¹	N	Mean	--+ ¹
Q16	The extent to which the course contributed to the ability to devise and sustain argument or solve problems.	1	0	4	5	2.6	3	.80	31	2.6	=	31	2.6	=

Responses: [NAA] not at all=1 [S] somewhat=2 [AL] a lot=3

¹ This Course compared with others: [--] Much Lower, [-] Lower, [=] Similar, [+] Higher, [++] Much Higher

International Policy Application of Knowledge		IP631 - A							--- Period Comparisons ---					
		Responses			Course				IP			All		
		NAA	S	AL	N	Mean	Med.	Std Dev	N	Mean	--+ ¹	N	Mean	--+ ¹
Q17	The extent to which the course contributed to the ability to use a range of established techniques to critically evaluate arguments, assumptions and abstract information, pose problems, propose solutions and solve problems.	1	0	4	5	2.6	3	.80	30	2.6	=	30	2.6	=

Responses: [NAA] not at all=1 [S] somewhat=2 [AL] a lot=3

¹ This Course compared with others: [--] Much Lower, [-] Lower, [=] Similar, [+] Higher, [++] Much Higher

International Policy Awareness of the Limits of Knowledge		IP631 - A							--- Period Comparisons ---					
		Responses			Course				IP			All		
		NAA	S	AL	N	Mean	Med.	Std Dev	N	Mean	--+ ¹	N	Mean	--+ ¹
Q18	The extent to which the course contributed to an appreciation of uncertainty and ambiguity and how this might influence my analyses and interpretations.	1	2	2	5	2.2	2	.75	29	2.4	=	29	2.4	=

Responses: [NAA] not at all=1 [S] somewhat=2 [AL] a lot=3

¹ This Course compared with others: [--] Much Lower, [-] Lower, [=] Similar, [+] Higher, [++] Much Higher

International Policy Autonomy and Professional Capacity		IP631 - A							--- Period Comparisons ---					
		Responses			Course				IP			All		
		NAA	S	AL	N	Mean	Med.	Std Dev	N	Mean	--+ ¹	N	Mean	--+ ¹
Q19	The extent to which the course contributed to the ability to work effectively with others.	1	2	2	5	2.2	2	.75	30	2.4	=	30	2.4	=

Responses: [NAA] not at all=1 [S] somewhat=2 [AL] a lot=3

¹ This Course compared with others: [--] Much Lower, [-] Lower, [=] Similar, [+] Higher, [++] Much Higher

International Policy Information Literacy		IP631 - A							--- Period Comparisons ---					
		Responses			Course				IP			All		
		NAA	S	AL	N	Mean	Med.	Std Dev	N	Mean	--+ ¹	N	Mean	--+ ¹
Q20	The extent to which the course contributed to the ability to structure extracted information into a coherent argument.	0	0	5	5	3.0	3	0	31	2.7	=	31	2.7	=

Responses: [NAA] not at all=1 [S] somewhat=2 [AL] a lot=3

¹ This Course compared with others: [--] Much Lower, [-] Lower, [=] Similar, [+] Higher, [++] Much Higher

International Policy Critical, Creative, and Reflective Thinking		IP631 - A							--- Period Comparisons ---					
		Responses			Course				IP			All		
		NAA	S	AL	N	Mean	Med.	Std Dev	N	Mean	--+ ¹	N	Mean	--+ ¹
Q21	The extent to which the course contributed to the ability to analyze arguments.	0	1	4	5	2.8	3	.40	31	2.6	=	31	2.6	=

Responses: [NAA] not at all=1 [S] somewhat=2 [AL] a lot=3

¹ This Course compared with others: [--] Much Lower, [-] Lower, [=] Similar, [+] Higher, [++] Much Higher

Course: IP631 A - Econ Policy & Human Security	Department: IP
Responsible Faculty: Amjad Rabi	Responses / Expected: 5 / 13 (38.46%)

B. Questions about the Instructor Instructor	Rabi, Amjad											--- Period Comparisons ---						
	Responses							Individual				IP			All			
	1D	2	3	4	5	6	7A	N	Mean	N/A	Med.	Std Dev	N	Mean	--+ ¹	N	Mean	--+ ¹
Q1 The instructor provided opportunities for me to develop my interest in this subject area	0	1	0	0	0	1	3	5	5.8	0	7	1.94	27	6.2	=	25K	5.8	=
Q2 The instructor provided helpful responses to students' questions and requests for guidance	0	0	0	1	0	2	2	5	6.0	0	6	1.10	31	6.1	=	25K	5.9	=
Q3 The instructor provided opportunities for me to feel engaged in the learning process	0	0	0	1	0	1	3	5	6.2	0	7	1.17	29	6.2	=	25K	5.8	=
Q4 The instructor gave clear explanations	0	0	1	0	1	0	3	5	5.8	0	7	1.60	31	5.9	=	25K	5.7	=
Q5 The instructor displayed an interest in and concern for student learning in this course	0	0	0	1	0	1	3	5	6.2	0	7	1.17	30	6.3	=	25K	6.0	=
Q6 The instructor maintained a respectful learning environment	0	0	1	0	0	2	2	5	5.8	0	6	1.47	31	6.5	=	25K	6.4	=
Q7 The instructor provided feedback on my coursework that helped me improve my understanding	0	0	0	0	0	1	4	5	6.8	0	7	.40	31	5.9	=	24K	5.7	=

Responses: [1D] 1=Strongly Disagree=1 [2] 2=2 [3] 3=3 [4] 4=4 [5] 5=5 [6] 6=6 [7A] 7=Strongly Agree=7

¹ This Individual compared with others: [--] Much Lower, [-] Lower, [=] Similar, [+] Higher, [++] Much Higher

Teaching Evaluation Results

Course: MA273 A Instructor: Rabi, Amjad
 32 students participated in this survey.
 44 students were registered in the course.

Winter 2016

Summary of scale results are percentages.

	Missing	7	6	5	4	3	2	1	mean	median	stdev	dept mean	dept medn	facu mean	facu medn	univ mean	univ medn
1. This course contributed to my learning.	0.0	53.1	34.4	12.5	0.0	0.0	0.0	0.0	6.4	7.0	0.7	5.8	6.0	6.0	6.0	5.9	6.0
2. The content of this course is consistent with the course outline and calendar description.	0.0	68.8	28.1	3.1	0.0	0.0	0.0	0.0	6.7	7.0	0.5	6.2	7.0	6.3	7.0	6.3	7.0
3. The instructor is well prepared for each class meeting.	0.0	46.9	40.6	9.4	3.1	0.0	0.0	0.0	6.3	6.0	0.8	6.2	7.0	6.3	7.0	6.4	7.0
4. The instructor gives clear explanations	0.0	37.5	40.6	12.5	6.2	3.1	0.0	0.0	6.0	6.0	1.0	5.4	6.0	5.8	6.0	5.9	6.0
5. The instructor stimulates my interest in the subject matter of the course.	0.0	53.1	31.2	9.4	6.2	0.0	0.0	0.0	6.3	7.0	0.9	5.3	6.0	5.6	6.0	5.7	6.0
6. The instructor assists students in dealing with course material and concepts.	0.0	68.8	21.9	9.4	0.0	0.0	0.0	0.0	6.6	7.0	0.7	5.7	6.0	6.0	7.0	6.0	7.0
7. The instructor speaks clearly and audibly.	0.0	43.8	34.4	12.5	9.4	0.0	0.0	0.0	6.1	6.0	1.0	5.8	7.0	6.2	7.0	6.3	7.0
8. The instructor gives a clear idea of the requirements in this course.	0.0	59.4	25.0	9.4	6.2	0.0	0.0	0.0	6.4	7.0	0.9	5.9	6.0	6.0	7.0	6.0	7.0
9. The instructor displays an interest in and concern for students.	0.0	71.9	15.6	12.5	0.0	0.0	0.0	0.0	6.6	7.0	0.7	5.8	6.0	6.1	7.0	6.2	7.0

Notes: - 7 on scale indicates Strongly Agree
 - 1 on scale indicates Strongly Disagree
 - medn on report, stands for median statistic.

6.4

5.8

Teaching Evaluation Results

Course: EC207 C Instructor: Rabi, Amjad
 23 students participated in this survey.
 63 students were registered in the course.

Winter 2016

Summary of scale results are percentages.

	Missing	7	6	5	4	3	2	1	mean	median	stdev	dept mean	facu medn	univ mean	univ medn
1. This course contributed to my learning.	0.0	56.5	21.7	13.0	0.0	4.3	4.3	0.0	6.1	7.0	1.4	5.9	6.0	5.9	6.0
2. The content of this course is consistent with the course outline and calendar description.	0.0	60.9	21.7	13.0	0.0	0.0	4.3	0.0	6.3	7.0	1.2	6.3	7.0	6.3	7.0
3. The instructor is well prepared for each class meeting.	0.0	65.2	26.1	0.0	4.3	0.0	0.0	4.3	6.3	7.0	1.4	6.2	7.0	6.3	7.0
4. The instructor gives clear explanations	1.0	59.1	18.2	9.1	9.1	4.5	0.0	0.0	6.2	7.0	1.2	5.7	6.0	5.9	6.0
5. The instructor stimulates my interest in the subject matter of the course.	0.0	60.9	17.4	13.0	0.0	0.0	8.7	0.0	6.1	7.0	1.5	5.5	6.0	5.6	6.0
6. The instructor assists students in dealing with course material and concepts.	1.0	63.6	27.3	9.1	0.0	0.0	0.0	0.0	6.5	7.0	0.7	5.9	6.0	6.0	7.0
7. The instructor speaks clearly and audibly.	0.0	56.5	13.0	17.4	0.0	8.7	4.3	0.0	6.0	7.0	1.5	6.0	7.0	6.2	7.0
8. The instructor gives a clear idea of the requirements in this course.	0.0	65.2	13.0	13.0	0.0	4.3	4.3	0.0	6.2	7.0	1.4	6.0	7.0	6.0	7.0
9. The instructor displays an interest in and concern for students.	1.0	81.8	13.6	4.5	0.0	0.0	0.0	0.0	6.8	7.0	0.5	6.0	7.0	6.1	7.0

Notes: - 7 on scale indicates Strongly Agree
 - 1 on scale indicates Strongly Disagree
 - medn on report, stands for median statistic.

6.3

5.9

Teaching Evaluation Results

Course: BU205 A Instructor: Rabi, Amjad
 32 students participated in this survey.
 48 students were registered in the course.

Fall 2015

Summary of scale results are percentages.

	Missing	7	6	5	4	3	2	1	mean	median	stdev	dept mean	dept medn	facu mean	facu medn	univ mean	univ medn
1. This course contributed to my learning.	0.0	56.2	18.8	15.6	6.2	3.1	0.0	0.0	6.2	7.0	1.1	5.9	6.0	5.9	6.0	5.9	6.0
2. The content of this course is consistent with the course outline and calendar description.	1.0	67.7	22.6	9.7	0.0	0.0	0.0	0.0	6.6	7.0	0.7	6.3	7.0	6.3	7.0	6.3	7.0
3. The instructor is well prepared for each class meeting.	0.0	68.8	18.8	6.2	6.2	0.0	0.0	0.0	6.5	7.0	0.9	6.4	7.0	6.3	7.0	6.4	7.0
4. The instructor gives clear explanations	0.0	46.9	21.9	18.8	6.2	6.2	0.0	0.0	6.0	6.0	1.2	6.0	6.0	5.9	6.0	5.9	6.0
5. The instructor stimulates my interest in the subject matter of the course.	0.0	40.6	28.1	12.5	3.1	12.5	3.1	0.0	5.7	6.0	1.5	5.6	6.0	5.6	6.0	5.7	6.0
6. The instructor assists students in dealing with course material and concepts.	0.0	75.0	15.6	3.1	0.0	3.1	3.1	0.0	6.5	7.0	1.2	6.0	6.0	6.0	6.0	6.0	7.0
7. The instructor speaks clearly and audibly.	0.0	46.9	15.6	21.9	12.5	3.1	0.0	0.0	5.9	6.0	1.2	6.3	7.0	6.2	7.0	6.3	7.0
8. The instructor gives a clear idea of the requirements in this course.	0.0	65.6	15.6	6.2	12.5	0.0	0.0	0.0	6.3	7.0	1.1	6.1	7.0	6.0	7.0	6.0	7.0
9. The instructor displays an interest in and concern for students.	0.0	78.1	15.6	3.1	3.1	0.0	0.0	0.0	6.7	7.0	0.7	6.2	7.0	6.2	7.0	6.2	7.0

Notes: - 7 on scale indicates Strongly Agree
 - 1 on scale indicates Strongly Disagree
 - medn on report, stands for median statistic.

63
 instructor

6.1
 department

Teaching Evaluation Results

Fall 2015

Course: BC120 D Instructor: Rabi, Amjad
 132 students participated in this survey.
 289 students were registered in the course.

Summary of scale results are percentages.

	Missing	7	6	5	4	3	2	1	mean	median	stdev	dept mean	dept medn	facu mean	facu medn	univ mean	univ medn
1. This course contributed to my learning.	1.0	48.9	29.0	13.0	8.4	0.8	0.0	0.0	6.2	6.0	1.0	5.8	6.0	5.9	6.0	5.9	6.0
2. The content of this course is consistent with the course outline and calendar description.	0.0	73.5	22.0	4.5	0.0	0.0	0.0	0.0	6.7	7.0	0.6	6.2	7.0	6.3	7.0	6.3	7.0
3. The instructor is well prepared for each class meeting.	0.0	62.1	25.0	9.8	2.3	0.8	0.0	0.0	6.5	7.0	0.8	6.1	7.0	6.3	7.0	6.4	7.0
4. The instructor gives clear explanations	2.0	44.6	24.6	19.2	5.4	4.6	0.8	0.8	5.9	6.0	1.3	5.6	6.0	5.9	6.0	5.9	6.0
5. The instructor stimulates my interest in the subject matter of the course.	0.0	47.7	25.0	12.9	11.4	0.8	1.5	0.8	6.0	6.0	1.3	5.4	6.0	5.6	6.0	5.7	6.0
6. The instructor assists students in dealing with course material and concepts.	2.0	56.2	27.7	10.0	3.8	2.3	0.0	0.0	6.3	7.0	1.0	5.8	6.0	6.0	6.0	6.0	7.0
7. The instructor speaks clearly and audibly.	0.0	26.5	24.2	19.7	15.9	6.1	5.3	1.5	5.2	6.0	1.6	5.8	7.0	6.2	7.0	6.3	7.0
8. The instructor gives a clear idea of the requirements in this course.	1.0	56.5	26.7	10.7	3.8	2.3	0.0	0.0	6.3	7.0	1.0	5.9	7.0	6.0	7.0	6.0	7.0
9. The instructor displays an interest in and concern for students.	1.0	78.6	17.6	1.5	1.5	0.8	0.0	0.0	6.7	7.0	0.6	6.0	7.0	6.2	7.0	6.2	7.0

mean 6.2
 (instructor)
 5.84
 dept.
 mean

Notes: - 7 on scale indicates Strongly Agree
 - 1 on scale indicates Strongly Disagree
 - medn on report, stands for median statistic.

Teaching Evaluation Results

Fall 2015

Course: EC303 A Instructor: Rabi, Amjad
 17 students participated in this survey.
 45 students were registered in the course.

Summary of scale results are percentages.

	Missing	7	6	5	4	3	2	1	mean	median	stdev	dept mean	facu mean	univ mean
1. This course contributed to my learning.	0.0	64.7	23.5	11.8	0.0	0.0	0.0	0.0	6.5	7.0	0.7	5.8	6.0	5.9
2. The content of this course is consistent with the course outline and calendar description.	0.0	52.9	23.5	17.6	5.9	0.0	0.0	0.0	6.2	7.0	1.0	6.2	7.0	6.3
3. The instructor is well prepared for each class meeting.	0.0	76.5	17.6	5.9	0.0	0.0	0.0	0.0	6.7	7.0	0.6	6.1	7.0	6.3
4. The instructor gives clear explanations	0.0	35.3	35.3	23.5	5.9	0.0	0.0	0.0	6.0	6.0	0.9	5.6	6.0	5.9
5. The instructor stimulates my interest in the subject matter of the course.	0.0	52.9	17.6	23.5	0.0	0.0	5.9	0.0	6.1	7.0	1.3	5.4	6.0	5.6
6. The instructor assists students in dealing with course material and concepts.	0.0	47.1	29.4	17.6	0.0	5.9	0.0	0.0	6.1	6.0	1.1	5.8	6.0	6.0
7. The instructor speaks clearly and audibly.	1.0	25.0	18.8	37.5	12.5	0.0	6.2	0.0	5.4	5.0	1.4	5.8	7.0	6.2
8. The instructor gives a clear idea of the requirements in this course.	2.0	46.7	13.3	26.7	13.3	0.0	0.0	0.0	5.9	6.0	1.2	5.9	7.0	6.0
9. The instructor displays an interest in and concern for students.	2.0	66.7	26.7	0.0	0.0	0.0	6.7	0.0	6.4	7.0	1.3	6.0	7.0	6.2

6.14
 mean (instructor)
 5.84
 dept mean

Notes: - 7 on scale indicates Strongly Agree
 - 1 on scale indicates Strongly Disagree
 - medn on report, stands for median statistic.

WLU SBE Tutorial Evaluation Results

Course: BU255 T1 Instructor: Rabi, Amjad

Fall 2009

18 students participated in this survey.
18 students were registered in the course.

Summary of scale results are percentages.

	Missing +NA	7	6	5	4	3	2	1	mean	median	stdev	dept mean	dept medn	facu mean	facu medn	univ mean	univ medn
1. This course contributed to my learning.	0.0	55.6	16.7	16.7	5.6	5.6	0.0	0.0	6.1	7.0	1.2	5.4	6.0	5.4	6.0	5.4	6.0
2. The content of this course is consistent with the course outline and calendar description.	5.6	50.0	16.7	16.7	11.1	0.0	0.0	0.0	6.1	7.0	1.1	5.6	6.0	5.6	6.0	5.6	6.0
3. The instructor is well prepared for each class meeting.	0.0	44.4	22.2	15.7	16.7	0.0	0.0	0.0	5.9	6.0	1.2	5.7	6.0	5.7	6.0	5.7	6.0
4. The instructor gives clear explanations	0.0	44.4	33.3	5.6	11.1	0.0	5.6	0.0	5.9	6.0	1.4	5.0	5.0	5.0	5.0	5.0	5.0
5. The instructor stimulates my interest in the subject matter of the course.	0.0	33.3	27.8	11.1	22.2	5.6	0.0	0.0	5.6	6.0	1.3	4.6	5.0	4.6	5.0	4.6	5.0
6. The instructor assists students in dealing with course material and concepts.	0.0	38.9	44.4	5.6	5.6	5.6	0.0	0.0	6.1	6.0	1.1	5.2	6.0	5.2	6.0	5.2	6.0
7. The instructor speaks clearly and audibly.	0.0	22.2	16.7	27.8	16.7	0.0	11.1	5.6	4.9	5.0	1.8	5.0	6.0	5.0	6.0	5.0	6.0
8. The instructor gives a clear idea of the requirements in this course.	5.6	50.0	11.1	16.7	5.5	11.1	0.0	0.0	5.9	7.0	1.5	5.4	6.0	5.4	6.0	5.4	6.0
9. The instructor displays an interest in and concern for students.	0.0	61.1	22.2	0.0	16.7	0.0	0.0	0.0	6.3	7.0	1.1	5.4	6.0	5.4	6.0	5.4	6.0

Notes: - 7 on scale indicates Strongly Agree
- 1 on scale indicates Strongly Disagree
- medn on report, stands for median statistic.

5.87

5.25

WLJ Teaching Evaluation Results

Course: BU205 A Instructor: Rabi, Amjad Fall 2009

36 students participated in this survey.
43 students were registered in the course.

Summary of scale results are percentages.

	Missing +NA	7	6	5	4	3	2	1	mean	median	stdev	dept mean	facu mean	univ mech mean			
1. This course contributed to my learning.	2.8	38.9	25.0	22.2	8.3	0.0	0.0	2.8	5.9	6.0	1.3	5.7	6.0	5.7	6.0	5.8	6.0
2. The content of this course is consistent with the course outline and calendar description.	0.0	50.0	41.7	2.8	2.8	0.0	0.0	2.8	6.3	6.5	1.1	6.1	6.0	6.1	6.0	6.2	6.0
3. The instructor is well prepared for each class meeting.	0.0	55.6	30.6	11.1	0.0	2.8	0.0	0.0	6.4	7.0	0.9	6.2	7.0	6.2	7.0	6.3	7.0
4. The instructor gives clear explanations	2.8	36.1	38.9	5.6	8.3	5.6	0.0	2.8	5.8	6.0	1.4	5.7	6.0	5.6	6.0	5.7	6.0
5. The instructor stimulates my interest in the subject matter of the course.	0.0	41.7	27.8	16.7	8.3	2.8	0.0	2.8	5.9	6.0	1.4	5.4	6.0	5.2	6.0	5.5	6.0
6. The instructor assists students in dealing with course material and concepts.	0.0	72.2	13.9	8.3	0.0	0.0	2.8	2.8	6.4	7.0	1.4	5.7	6.0	5.5	6.0	5.8	6.0
7. The instructor speaks clearly and audibly.	0.0	30.6	27.8	25.0	11.1	2.8	0.0	2.8	5.6	6.0	1.4	6.2	7.0	6.0	7.0	6.1	7.0
8. The instructor gives a clear idea of the requirements in this course.	0.0	52.8	30.6	8.3	8.3	0.0	0.0	0.0	6.3	7.0	0.9	5.8	6.0	5.7	6.0	5.9	6.0
9. The instructor displays an interest in and concern for students.	2.8	63.9	22.2	5.6	0.0	2.8	0.0	2.8	6.4	7.0	1.3	5.9	6.0	5.7	6.0	6.0	6.0

6.11 5.86

Notes: - 7 on scale indicates Strongly Agree
- 1 on scale indicates Strongly Disagree
- medn on report, stands for median statistic.

WLU Teaching Tutorial Evaluation Results

Course: BU255 1 Instructor: Rabi, Amjad Fall 2008

20 students participated in this survey.
20 students were registered in the course.

Summary of scale results are percentages.

	Missing +NA	7	6	5	4	3	2	1	mean	median	stdev	dept mean	dept medn	facu mean	facu medn	univ mean	univ medn
1. This course contributed to my learning.	0.0	50.0	30.0	20.0	0.0	0.0	0.0	0.0	6.3	6.5	0.8	6.2	6.0	6.2	6.0	6.2	6.0
2. The content of this course is consistent with the course outline and calendar description.	15.0	40.0	20.0	20.0	5.0	0.0	0.0	0.0	6.1	6.0	1.0	6.2	6.0	6.2	6.0	6.2	6.0
3. The instructor is well prepared for each class meeting.	0.0	55.0	30.0	10.0	5.0	0.0	0.0	0.0	6.3	7.0	0.9	6.3	6.0	6.3	6.0	6.3	6.0
4. The instructor gives clear explanations	0.0	45.0	35.0	10.0	10.0	0.0	0.0	0.0	6.2	6.0	1.0	6.0	6.0	6.0	6.0	6.0	6.0
5. The instructor stimulates my interest in the subject matter of the course.	0.0	35.0	25.0	20.0	20.0	0.0	0.0	0.0	5.8	6.0	1.2	5.7	6.0	5.7	6.0	5.7	6.0
6. The instructor assists students in dealing with course material and concepts.	5.0	50.0	20.0	25.0	0.0	0.0	0.0	0.0	6.3	7.0	0.9	6.3	7.0	6.3	7.0	6.3	7.0
7. The instructor speaks clearly and audibly.	0.0	30.0	30.0	20.0	5.0	15.0	0.0	0.0	5.6	6.0	1.4	5.4	6.0	5.4	6.0	5.4	6.0
8. The instructor gives a clear idea of the requirements in this course.	5.0	45.0	5.0	35.0	5.0	5.0	0.0	0.0	5.8	6.0	1.3	5.8	6.0	5.8	6.0	5.8	6.0
9. The instructor displays an interest in and concern for students.	5.0	45.0	35.0	15.0	0.0	0.0	0.0	0.0	6.3	6.0	0.7	6.3	6.5	6.3	6.5	6.3	6.5

6.078 6.022

Notes: - 7 on scale indicates Strongly Agree
- 1 on scale indicates Strongly Disagree
- medn on report, stands for median statistic.

WLU Teaching Evaluation Results

Course: BU255 R Instructor: Rabi, Amjad

Winter 2010

23 students participated in this survey.
32 students were registered in the course.

Summary of scale results are percentages.

	Missing +NA	7	6	5	4	3	2	1	mean	median	stdev	dept mean	dept medn	facu mean	facu medn	univ mean	univ medn
1. This course contributed to my learning.	0.0	56.5	17.4	13.0	0.0	8.7	4.3	0.0	6.0	7.0	1.5	5.8	6.0	5.7	6.0	5.8	6.0
2. The content of this course is consistent with the course outline and calendar description.	0.0	47.8	26.1	13.0	4.3	0.0	8.7	0.0	5.9	6.0	1.5	6.2	7.0	6.1	6.0	6.2	7.0
3. The instructor is well prepared for each class meeting.	0.0	73.9	4.3	13.0	8.7	0.0	0.0	0.0	6.4	7.0	1.0	6.2	7.0	6.1	7.0	6.3	7.0
4. The instructor gives clear explanations	4.3	34.8	39.1	8.7	0.0	4.3	4.3	4.3	5.7	6.0	1.7	5.7	6.0	5.6	6.0	5.8	6.0
5. The instructor stimulates my interest in the subject matter of the course.	4.3	30.4	30.4	21.7	4.3	4.3	4.3	0.0	5.7	6.0	1.4	5.4	6.0	5.3	6.0	5.5	6.0
6. The instructor assists students in dealing with course material and concepts.	8.7	47.8	34.8	4.3	0.0	0.0	4.3	0.0	6.3	7.0	1.1	5.8	6.0	5.7	6.0	5.9	6.0
7. The instructor speaks clearly and audibly.	0.0	30.4	21.7	21.7	4.3	4.3	8.7	8.7	5.1	6.0	2.0	6.2	7.0	6.1	7.0	6.2	7.0
8. The instructor gives a clear idea of the requirements in this course.	4.3	52.2	30.4	4.3	0.0	4.3	4.3	0.0	6.2	7.0	1.3	5.8	6.0	5.8	6.0	5.9	6.0
9. The instructor displays an interest in and concern for students.	4.3	78.3	8.7	4.3	0.0	4.3	0.0	0.0	6.6	7.0	1.0	6.0	6.0	5.9	6.0	6.1	7.0

6.988 5.9

Notes: - 7 on scale indicates Strongly Agree
- 1 on scale indicates Strongly Disagree
- medn on report, stands for median statistic.

WLU Teaching Evaluation Results - Final Copy

Course: BU255 M Instructor: Rabi, Amjad Winter 2009

45 students participated in this survey.
53 students were registered in the course.

Summary of scale results are percentages.

	Missing +NA	7	6	5	4	3	2	1	mean	median	stdev	dept mean	facu mean	univ mean
1. This course contributed to my learning.	0.0	57.8	15.6	11.1	13.3	2.2	0.0	0.0	6.1	7.0	1.2	5.8	6.0	5.8
2. The content of this course is consistent with the course outline and calendar description.	0.0	66.7	22.2	6.7	4.4	0.0	0.0	0.0	6.5	7.0	0.8	6.2	7.0	6.2
3. The instructor is well prepared for each class meeting.	0.0	66.7	15.6	13.3	4.4	0.0	0.0	0.0	6.4	7.0	0.9	6.3	7.0	6.2
4. The instructor gives clear explanations	0.0	53.3	13.3	15.6	13.3	4.4	0.0	0.0	6.0	7.0	1.3	5.8	6.0	5.8
5. The instructor stimulates my interest in the subject matter of the course.	2.2	53.3	8.9	17.8	4.4	4.4	6.7	2.2	5.8	7.0	1.7	5.5	6.0	5.4
6. The instructor assists students in dealing with course material and concepts.	2.2	71.1	13.3	8.9	2.2	2.2	0.0	0.0	6.5	7.0	0.9	5.9	6.0	5.8
7. The instructor speaks clearly and audibly.	6.7	53.3	11.1	15.6	11.1	2.2	0.0	0.0	6.1	7.0	1.2	6.3	7.0	6.2
8. The instructor gives a clear idea of the requirements in this course.	2.2	68.9	11.1	15.6	2.2	0.0	0.0	0.0	6.5	7.0	0.8	5.9	6.0	5.9
9. The instructor displays an interest in and concern for students.	0.0	77.8	11.1	6.7	4.4	0.0	0.0	0.0	6.6	7.0	0.8	6.0	6.0	6.0

6.278
5.967

Notes: - 7 on scale indicates Strongly Agree
- 1 on scale indicates Strongly Disagree
- medn on report, stands for median statistic.

WLU SBE Tutorial Evaluation Results

Course: BU255 T1 Instructor: Rabi, Amjad Fall 2009

18 students participated in this survey.
18 students were registered in the course.

Summary of scale results are percentages.

Missing	7	6	5	4	3	2	1	mean	median	stdev	dept	facu	univ	univ
+NA								mean	medn	mean	medn	mean	medn	mean
0.0	55.6	16.7	16.7	5.6	5.6	0.0	0.0	6.1	7.0	1.2	5.4	6.0	5.4	6.0
5.6	50.0	16.7	16.7	11.1	0.0	0.0	0.0	6.1	7.0	1.1	5.6	6.0	5.6	6.0
0.0	44.4	22.2	16.7	16.7	0.0	0.0	0.0	5.9	6.0	1.2	5.7	6.0	5.7	6.0
0.0	44.4	33.3	5.6	11.1	0.0	5.6	0.0	5.9	6.0	1.4	5.0	5.0	5.0	5.0
0.0	33.3	27.8	11.1	22.2	5.6	0.0	0.0	5.6	6.0	1.3	4.6	5.0	4.6	5.0
0.0	38.9	44.4	5.6	5.6	5.6	0.0	0.0	6.1	6.0	1.1	5.2	6.0	5.2	6.0
0.0	22.2	16.7	27.8	16.7	0.0	11.1	5.6	4.9	5.0	1.8	5.0	6.0	5.0	6.0
5.6	50.0	11.1	16.7	5.6	11.1	0.0	0.0	5.9	7.0	1.5	5.4	6.0	5.4	6.0
0.0	61.1	22.2	0.0	16.7	0.0	0.0	0.0	6.3	7.0	1.1	5.4	6.0	5.4	6.0

5.87
5.26

Notes: - 7 on scale indicates Strongly Agree
- 1 on scale indicates Strongly Disagree
- medn on report, stands for median statistic.

WLJU Teaching Evaluation Results

Course: BU275 A Instructor: Rabi, Amjad

Winter 2010

32 students participated in this survey.
37 students were registered in the course.

Summary of scale results are percentages.

	Missing +NA	7	6	5	4	3	2	1	mean	median	stdev	dept mean	dept mean	facu mean	univ mean		
1. This course contributed to my learning.	0.0	18.8	25.0	34.4	12.5	3.1	3.1	3.1	5.2	5.0	1.4	5.8	6.0	5.7	6.0	5.8	6.0
2. The content of this course is consistent with the course outline and calendar description.	0.0	34.4	31.2	31.2	0.0	3.1	0.0	0.0	5.9	6.0	1.0	5.2	7.0	6.1	6.0	6.2	7.0
3. The instructor is well prepared for each class meeting.	0.0	40.6	31.2	12.5	9.4	3.1	3.1	0.0	5.9	6.0	1.3	6.2	7.0	6.1	7.0	6.3	7.0
4. The instructor gives clear explanations	3.1	40.6	15.6	18.8	12.5	3.1	6.2	0.0	5.6	6.0	1.5	5.7	6.0	5.6	6.0	5.8	6.0
5. The instructor stimulates my interest in the subject matter of the course.	3.1	18.8	15.6	12.5	21.9	9.4	12.5	6.2	4.5	4.0	1.9	5.4	6.0	5.3	6.0	5.5	6.0
6. The instructor assists students in dealing with course material and concepts.	0.0	46.9	34.4	6.2	6.2	0.0	6.2	0.0	6.0	6.0	1.4	5.8	6.0	5.7	6.0	5.9	6.0
7. The instructor speaks clearly and audibly.	3.1	28.1	28.1	21.9	9.4	0.0	3.1	6.2	5.4	6.0	1.7	6.2	7.0	6.1	7.0	6.2	7.0
8. The instructor gives a clear idea of the requirements in this course.	0.0	37.5	25.0	15.6	12.5	6.2	3.1	0.0	5.7	6.0	1.4	5.8	6.0	5.8	6.0	5.9	6.0
9. The instructor displays an interest in and concern for students.	0.0	65.6	15.6	12.5	6.2	0.0	0.0	0.0	6.4	7.0	0.9	6.0	6.0	5.9	6.0	5.1	7.0

5.9

Notes: - 7 on scale indicates Strongly Agree
- 1 on scale indicates Strongly Disagree
- medn on report, stands for median statistic.

WLU Teaching Evaluation Results

Course: BU665 0 Instructor: Rabi, Amjad Spring 2009

13 students participated in this survey.
14 students were registered in the course.

Summary of scale results are percentages.

	7	6	5	4	3	2	1	mean	median	stdev	dept mean	dept medn	facu mean	univ mean
Missing +NA	0.0	46.2	46.2	0.0	7.7	0.0	0.0	6.2	6.0	1.1	5.5	6.0	5.5	6.0
1. This course contributed to my learning.	0.0	61.5	38.5	0.0	0.0	0.0	0.0	6.6	7.0	0.5	6.0	6.0	6.0	6.0
2. The content of this course is consistent with the course outline and calendar description.	0.0	23.1	46.2	30.8	0.0	0.0	0.0	5.9	6.0	0.8	6.1	6.0	6.1	7.0
3. The instructor is well prepared for each class meeting.	15.4	15.4	15.4	38.5	15.4	0.0	0.0	5.4	5.0	1.0	5.6	6.0	5.6	6.0
4. The instructor gives clear explanations	0.0	38.5	23.1	23.1	15.4	0.0	0.0	5.8	6.0	1.1	5.3	6.0	5.3	6.0
5. The instructor stimulates my interest in the subject matter of the course.	0.0	38.5	61.5	0.0	0.0	0.0	0.0	6.4	6.0	0.5	5.8	6.0	5.8	6.0
6. The instructor assists students in dealing with course material and concepts.	0.0	23.1	15.4	46.2	15.4	0.0	0.0	5.5	5.0	1.1	6.1	7.0	6.1	7.0
7. The instructor speaks clearly and audibly.	0.0	30.8	38.5	30.8	0.0	0.0	0.0	6.0	6.0	0.8	5.7	6.0	5.7	6.0
8. The instructor gives a clear idea of the requirements in this course.	0.0	46.2	23.1	23.1	7.7	0.0	0.0	6.1	6.0	1.0	5.9	6.0	5.9	6.0
9. The instructor displays an interest in and concern for students.														

5.988
5.77

Notes: - 7 on scale indicates Strongly Agree
- 1 on scale indicates Strongly Disagree
- medn on report, stands for median statistic.

WLU Teaching Evaluation Results

Course: EC235 0 Instructor: Rabi, Anjad Fall 2009

55 students participated in this survey.
77 students were registered in the course.

Summary of scale results are percentages.

	Missing +NA	7	6	5	4	3	2	1	mean	median	stdev	dept mean	dept medn	facu mean	facu medn	univ mean	univ medn
1. This course contributed to my learning.	0.0	47.3	21.8	20.0	5.5	0.0	3.6	1.8	5.9	6.0	1.4	5.4	6.0	5.7	6.0	5.8	6.0
2. The content of this course is consistent with the course outline and calendar description.	0.0	50.9	27.3	18.2	3.6	0.0	0.0	0.0	6.3	7.0	0.9	5.9	6.0	6.1	6.0	6.2	6.0
3. The instructor is well prepared for each class meeting.	1.8	50.9	30.9	7.3	9.1	0.0	0.0	0.0	6.3	7.0	1.0	5.9	6.0	6.2	7.0	6.3	7.0
4. The instructor gives clear explanations	3.6	32.7	30.9	12.7	10.9	5.5	0.0	3.6	5.6	6.0	1.5	4.9	5.0	5.6	6.0	5.7	6.0
5. The instructor stimulates my interest in the subject matter of the course.	3.6	41.8	16.4	18.2	9.1	3.6	5.5	1.8	5.6	6.0	1.6	4.4	5.0	5.2	6.0	5.5	6.0
6. The instructor assists students in dealing with course material and concepts.	3.6	50.9	16.4	14.5	1.8	5.5	3.6	3.6	5.8	7.0	1.7	4.7	5.0	5.5	6.0	5.8	6.0
7. The instructor speaks clearly and audibly.	7.3	32.7	20.0	21.8	5.5	9.1	1.8	1.8	5.5	6.0	1.5	5.3	6.0	6.0	7.0	6.1	7.0
8. The instructor gives a clear idea of the requirements in this course.	0.0	47.3	20.0	12.7	7.3	3.6	1.8	7.3	5.7	6.0	1.8	5.4	6.0	5.7	6.0	5.9	6.0
9. The instructor displays an interest in and concern for students.	0.0	58.2	20.0	12.7	5.5	0.0	0.0	3.6	6.2	7.0	1.4	4.9	5.0	5.7	6.0	6.0	6.0

5.88 5.2

Notes: - 7 on scale indicates Strongly Agree
- 1 on scale indicates Strongly Disagree
- medn on report, stands for median statistic.

WTU Teaching Evaluation Results

Course: EC303 0 Instructor: Rabi, Amjad

Winter 2010

27 students participated in this survey.
45 students were registered in the course.

Summary of scale results are percentages.

	Missing +NA	7	6	5	4	3	2	1	mean	median	stdev	dept mean	dept medn	facu mean	facu medn	univ mean	univ medn
1. This course contributed to my learning.	0.0	22.2	48.1	14.8	14.8	0.0	0.0	0.0	5.8	6.0	1.0	5.2	5.0	5.7	6.0	5.8	6.0
2. The content of this course is consistent with the course outline and calendar description.	0.0	29.6	51.9	14.8	3.7	0.0	0.0	0.0	6.1	6.0	0.8	5.8	6.0	6.1	6.0	6.2	7.0
3. The instructor is well prepared for each class meeting.	0.0	55.6	33.3	7.4	3.7	0.0	0.0	0.0	6.4	7.0	0.8	5.8	6.0	6.1	7.0	6.3	7.0
4. The instructor gives clear explanations	3.7	25.9	44.4	14.8	3.7	3.7	0.0	3.7	5.7	6.0	1.4	5.0	5.0	5.6	6.0	5.8	6.0
5. The instructor stimulates my interest in the subject matter of the course.	0.0	29.6	37.0	18.5	11.1	0.0	0.0	3.7	5.7	6.0	1.4	4.4	5.0	5.3	6.0	5.5	6.0
6. The instructor assists students in dealing with course material and concepts.	0.0	18.5	48.1	11.1	3.7	7.4	7.4	3.7	5.3	6.0	1.7	5.1	5.0	5.7	6.0	5.9	6.0
7. The instructor speaks clearly and audibly.	0.0	25.9	29.6	33.3	0.0	3.7	7.4	0.0	5.5	6.0	1.4	5.2	6.0	6.1	7.0	6.2	7.0
8. The instructor gives a clear idea of the requirements in this course.	3.7	33.3	48.1	3.7	0.0	3.7	7.4	0.0	5.9	6.0	1.4	5.4	6.0	5.8	6.0	5.9	6.0
9. The instructor displays an interest in and concern for students.	0.0	37.0	37.0	14.8	7.4	3.7	0.0	0.0	6.0	6.0	1.1	5.4	6.0	5.9	6.0	6.1	7.0

5.82

5.25

Notes: - 7 on scale indicates Strongly Agree

- 1 on scale indicates Strongly Disagree

- medn on report, stands for median statistic.

THE UNIVERSITY OF CONNECTICUT
STUDENT EVALUATION OF TEACHING: FALL 2004

ALRABI, AMJAD

926479 MATHEMATICS

MATH 106Q 10 S CLASS ENROL 0035

FREQUENCY DISTRIBUTION OF RESPONSES

	UNACCEPTABLE			4	5	6	7	OUTSTANDING			# OF RESPONSES	% OF CLASS
	1	2	3					8	9	10		
1. PRESENTED MATERIAL					2		3	5	4	9	23	65.7
2. ORGANIZATION					1	1	2	4	6	9	23	65.7
3. CLEAR OBJECTIVES					1	1	3	4	4	10	23	65.7
4. FULFILLED OBJECTIVES					1	1	3	4	3	11	23	65.7
5. CLEAR ASSIGNMENTS						1	2	5	4	11	23	65.7
6. STIMULATED INTEREST			1		2	2	1	5	4	8	23	65.7
7. GRADED FAIRLY							1	6	7	9	23	65.7
8. APPROPRIATE EXAM					1		2	5	6	9	23	65.7
9. ACCESSIBILITY						1	1	7	6	8	23	65.7
10. INTEREST, CONCERN							1	6	6	10	23	65.7
11. PREPARATION							2	4	7	10	23	65.7
12. USE OF COMMENTS												
13. WRITING ASSIGNMENTS												
14. IMPROVED WRITING												
15. COMPUTER ACCESS												
16. COMPUTER LINKAGE												
17. IMPROVED SKILLS												
18. EXPLANATION					2		2		1	9	14	40.0
19. USE OF PROBLEM						3	1	1	1	8	14	40.0
20. ENHANCED SKILLS			1			1	3	2		7	14	40.0
21. ADDITIONAL ITEM												
22. ADDITIONAL ITEM												
23. ADDITIONAL ITEM												

STATISTICS FOR THIS COURSE AND OTHER COURSES AT THIS LEVEL

	# OF CLASSES		MEAN			MEDIAN			STD		
	DEPT	UNIV	INSTR	DEPT	UNIV	INSTR	DEPT	UNIV	INSTR	DEPT	UNIV
1. PRESENTED MATERIAL	152	1060	8.6	7.7	8.3	9.0	7.8	8.5	1.5	1.3	1.2
2. ORGANIZATION	152	1060	8.7	8.1	8.4	9.0	8.4	8.7	1.4	1.1	1.0
3. CLEAR OBJECTIVES	152	1060	8.7	8.1	8.5	9.0	8.3	8.7	1.5	1.1	1.0
4. FULFILLED OBJECTIVES	152	1060	8.7	8.3	8.6	9.0	8.5	8.9	1.5	1.0	0.9
5. CLEAR ASSIGNMENTS	152	1060	9.0	8.3	8.6	9.0	8.5	8.8	1.2	1.0	1.0
6. STIMULATED INTEREST	152	1060	8.2	7.3	8.0	9.0	7.3	8.3	1.9	1.4	1.4
7. GRADED FAIRLY	152	1060	9.0	8.7	8.7	9.0	8.8	8.9	0.9	0.8	1.0
8. APPROPRIATE EXAM	152	1060	8.8	8.3	8.5	9.0	8.4	8.7	1.3	1.0	1.0
9. ACCESSIBILITY	152	1060	8.8	8.4	8.6	9.0	8.5	8.8	1.1	0.9	0.9
10. INTEREST, CONCERN	152	1060	9.1	8.3	8.7	9.0	8.4	8.9	0.9	1.1	1.1
11. PREPARATION	152	1060	9.1	8.6	8.8	9.0	8.8	9.1	1.0	1.0	0.9

MEAN OF THE FIRST ELEVEN ITEMS: 8.8 8.2 8.5

12. USE OF COMMENTS		37			8.3			8.3			0.9
13. WRITING ASSIGNMENTS		37			8.7			8.9			0.9
14. IMPROVED WRITING		37			7.7			8.1			1.1
15. COMPUTER ACCESS	1	36		8.3	8.3		8.3	8.5		0.0	1.3
16. COMPUTER LINKAGE	1	36		8.3	8.6		8.3	8.6		0.0	0.8
17. IMPROVED SKILLS	1	36		8.0	7.4		8.0	7.3		0.0	1.3
18. EXPLANATION	137	199	8.8	7.7	7.8	10.0	7.8	8.1	1.9	1.3	1.3
19. USE OF PROBLEM	137	199	8.7	7.9	8.0	10.0	7.9	8.0	1.7	1.0	1.1
20. ENHANCED SKILLS	137	199	8.4	7.5	7.5	9.0	7.6	7.6	1.9	1.2	1.2

GUIDE FOR INTERPRETATION

MEAN: OFTEN REFERRED TO AS THE 'AVERAGE', IS THE SUM OF THE INDIVIDUAL VALUES EACH STUDENT CHOSE DIVIDED BY THE NUMBER OF STUDENTS WHO FILLED OUT THIS ITEM ON THE EVALUATION FORM.

MEDIAN: IS THE VALUE OF THE MIDDLE CASE ONCE ALL RESPONSES ON THIS ITEM ARE RANK ORDERED FROM HIGHEST TO LOWEST.

STD (STANDARD DEVIATION): A MEASURE OF THE DISPERSION ABOUT THE MEAN, INDICATES HOW CLOSELY THE INDIVIDUAL SCORES CLUSTER AROUND THE MEAN, AND THUS, HOW CLOSELY THE SCORES CLUSTER TOGETHER.

MEAN OF THE FIRST ELEVEN ITEMS: IS THE AVERAGE OF THE MEANS OF THE FIRST 11 ITEMS.

* INDIVIDUAL STATISTICS ARE NOT CALCULATED IF LESS THAN FIVE RESPONSES.

FURTHER EXPLANATION OF HOW TO INTERPRET THE STATISTICS WILL BE PROVIDED ON REQUEST.